

The background features abstract, overlapping green geometric shapes, primarily triangles and polygons, in various shades of green, creating a modern and dynamic visual effect.

# Enhanced Partnership Consultation

The Outcomes Summary

# Background

- ▶ In March 2021 the Department for Transport published the National Bus Strategy, Bus Back Better. The National Bus Strategy says Local Transport Authorities (LTAs) should produce a Bus Service Improvement Plan (BSIP) which sets out how LTAs, working closely with their local bus operators and local communities will set out a vision for delivering the step-change in bus services that is required by the National Strategy. In simple terms the BSIP sets out how Essex County Council (ECC) will increase the number of people travelling by bus and how they will make buses more attractive than the car for more people.
- ▶ In June 2021 ECC agreed that the BSIP would be delivered through Enhanced Partnerships. This is a legal partnership between ECC and local bus operators that sets out how they will work together to deliver BSIP outcomes in the defined geographical area.
- ▶ This consultation asks the public for their views on the Enhanced Partnership scheme and plan.

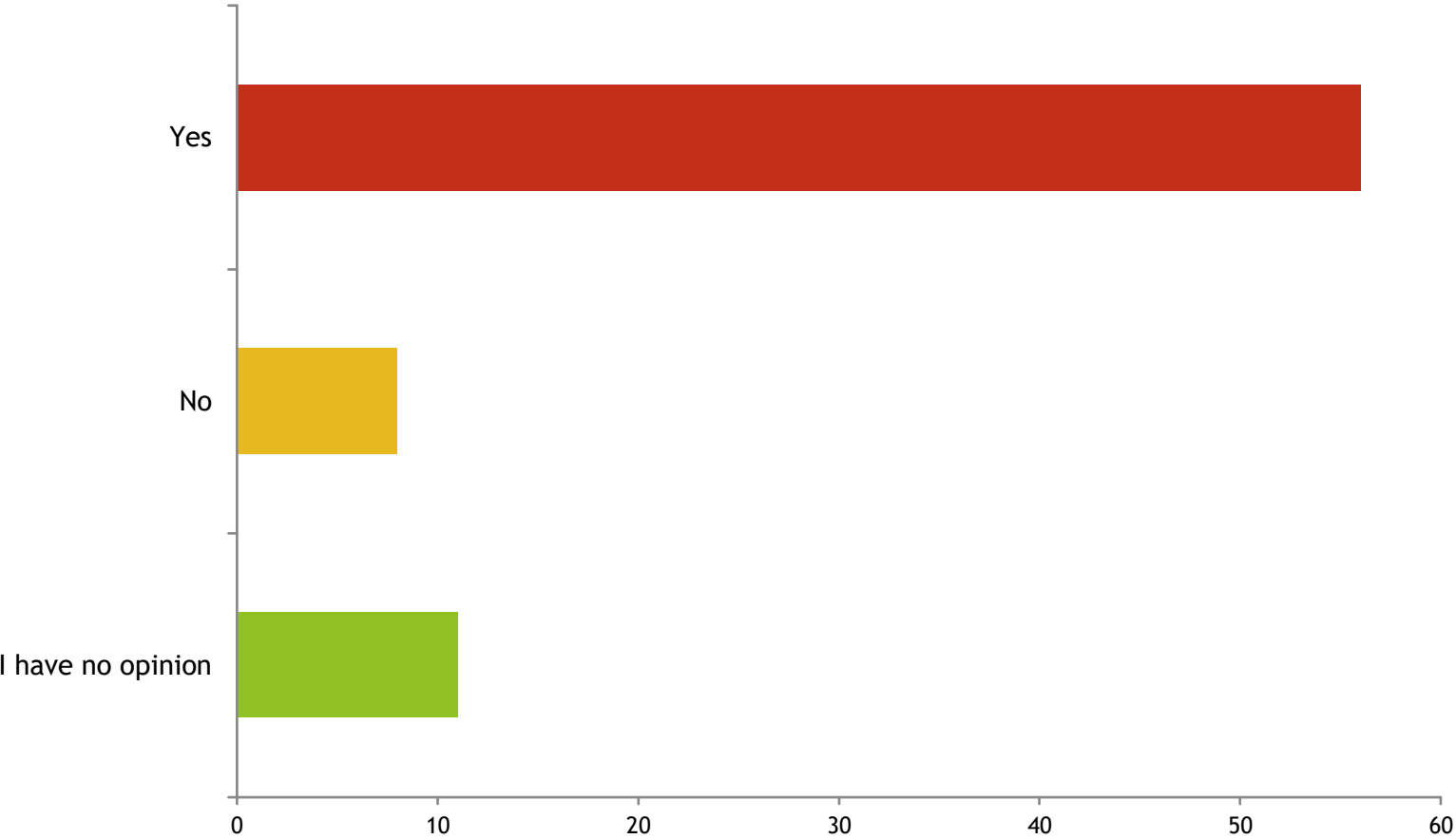
# Overview

- ▶ The survey was available to the public through the Citizen Space online portal.
- ▶ A press notice was issued including a link to the survey
- ▶ A link to the survey was also sent via email to
  - all operators of local bus services, including Community Transport;
  - organisations that represent local passengers;
  - other local authorities that would be affected by the proposals;
  - the Traffic Commissioners;
  - the chief officer of police for each area to which the plan relates;
  - Transport Focus;
  - the Competition and Markets Authority (CMA); and
  - relevant organisations which are not already involved in the EP process (e.g. major local employers)
- ▶ The survey was open from 20 Oct to 03 Dec 2021.
- ▶ There was 22 multiple choice questions and one text box.
- ▶ 75 responses were received online
- ▶ This slide deck summarises those findings

# 1. Do you agree with the proposed role and membership of the Essex Bus Strategy Forum?

In total 75 people responded

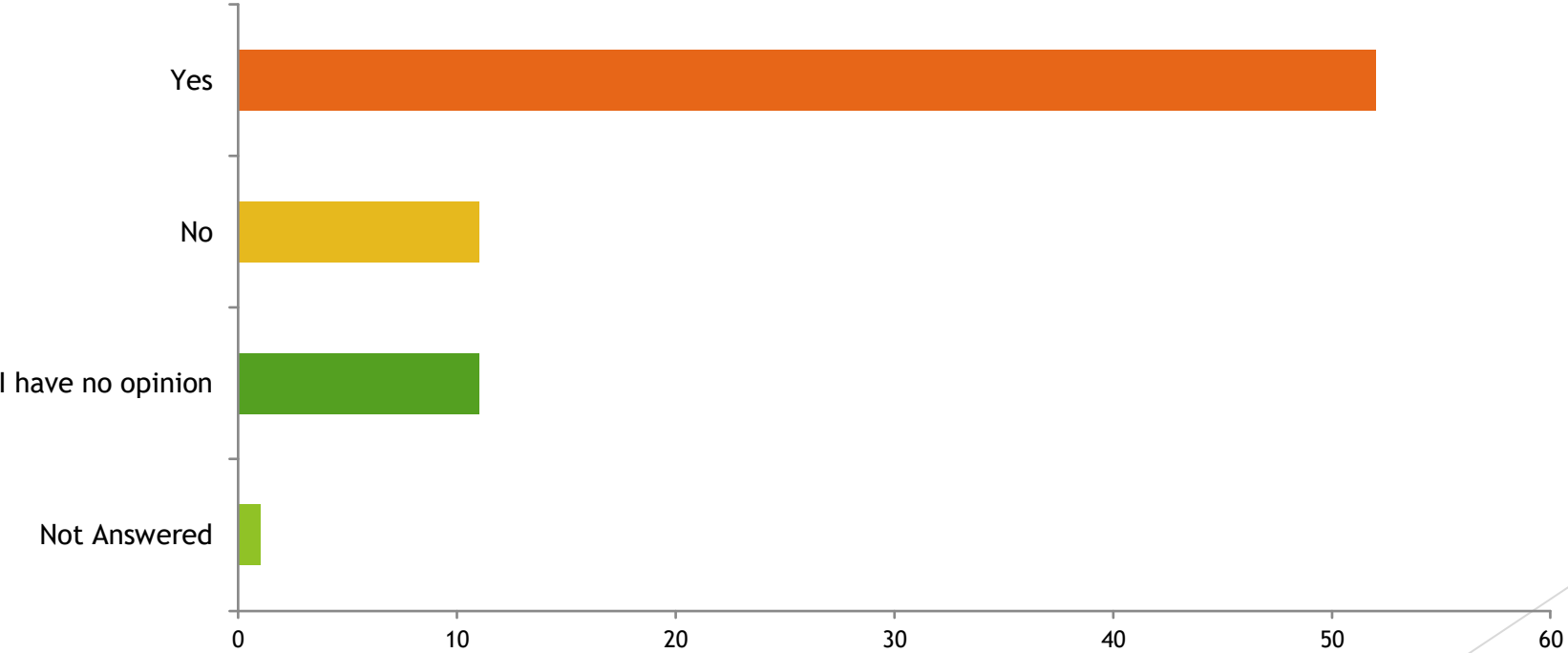
Option	Total	Percent
Yes	56	74.67%
No	8	10.67%
I have no opinion	11	14.67%
Not Answered	0	0.00%



## 2: Do you agree with the proposed role and membership of the Essex Bus Strategy Board?

In total 74 people responded

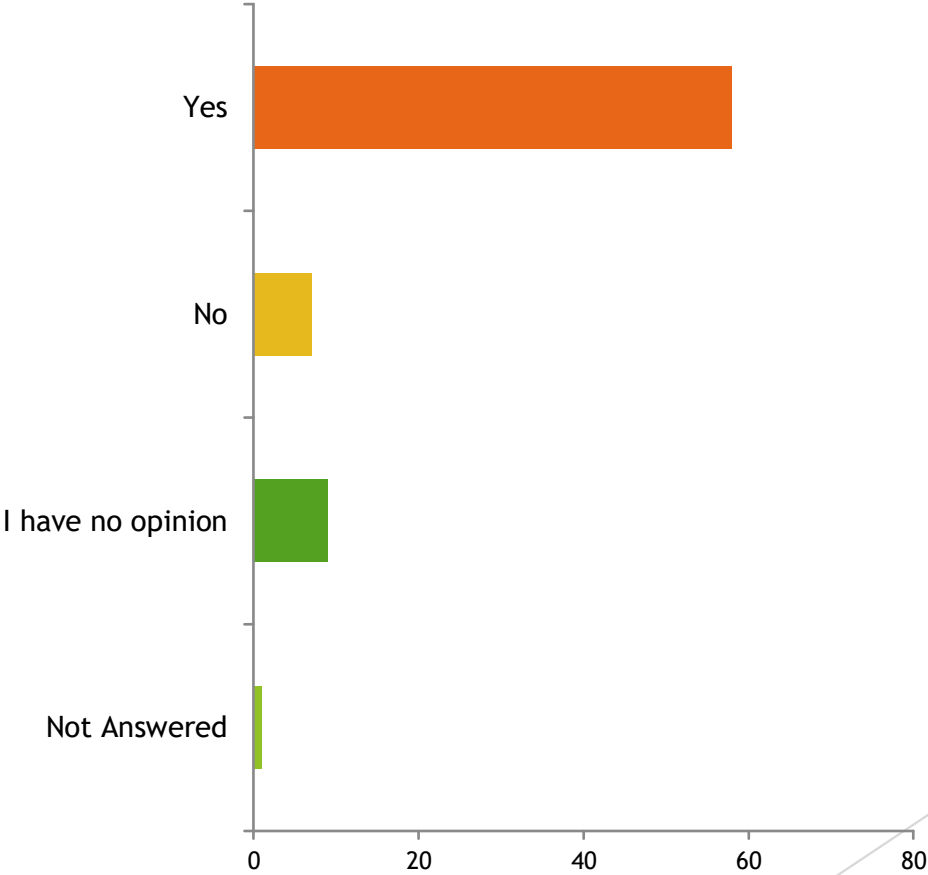
Option	Total	Perce nt
Yes	52	69.33%
No	11	14.67%
I have no opinion	11	14.67%
Not Answered	1	1.33%



**3: Do you agree with the first Enhanced Partnership scheme's approach to meeting the BSIP objective 1?**

In total 74 people responded

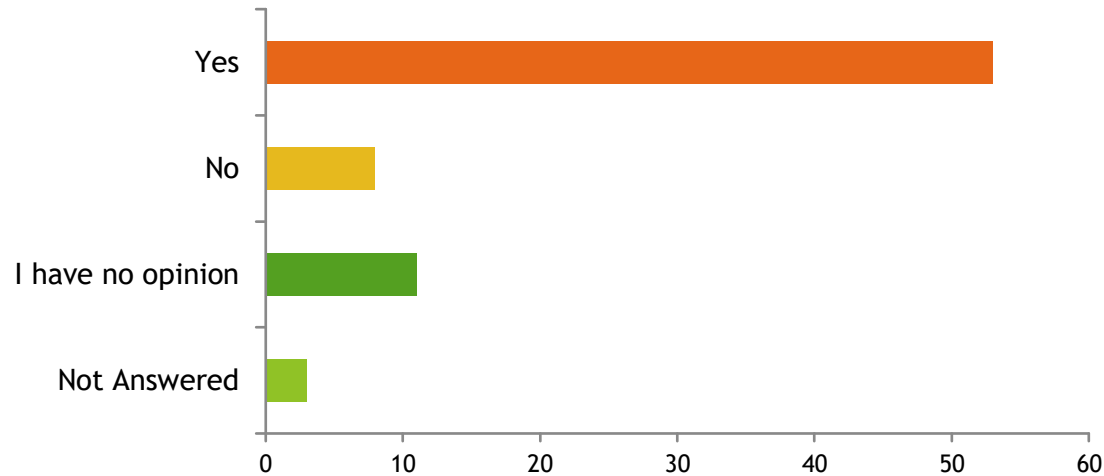
Option	Total	Percent
Yes	58	77.33%
No	7	9.33%
I have no opinion	9	12.00%
Not Answered	1	1.33%



## 4: Do you agree with the first Enhanced Partnership scheme's approach to meeting the BSIP objective 2?

In total 72 people responded

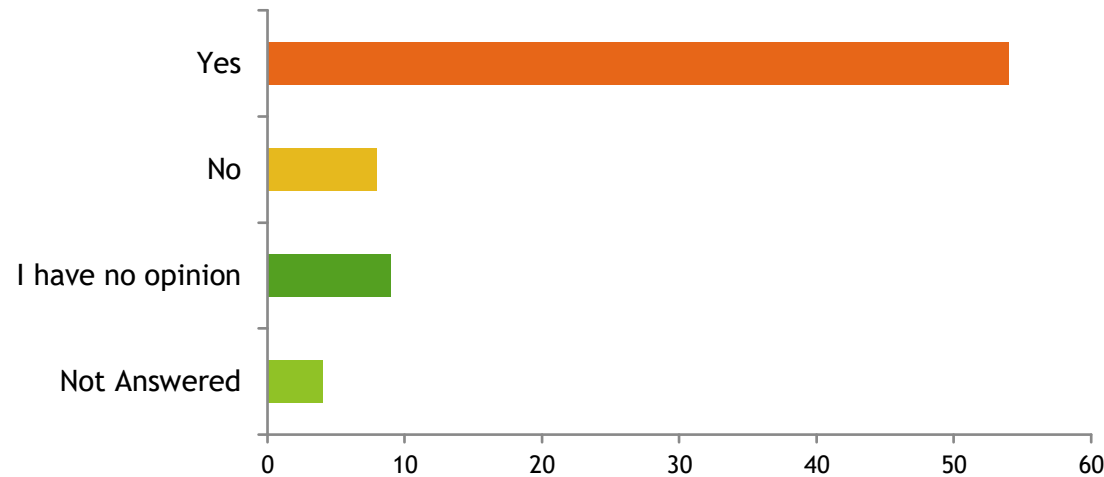
Option	Total	Percent
Yes	53	70.67%
No	8	10.67%
I have no opinion	11	14.67%
Not Answered	3	4.00%



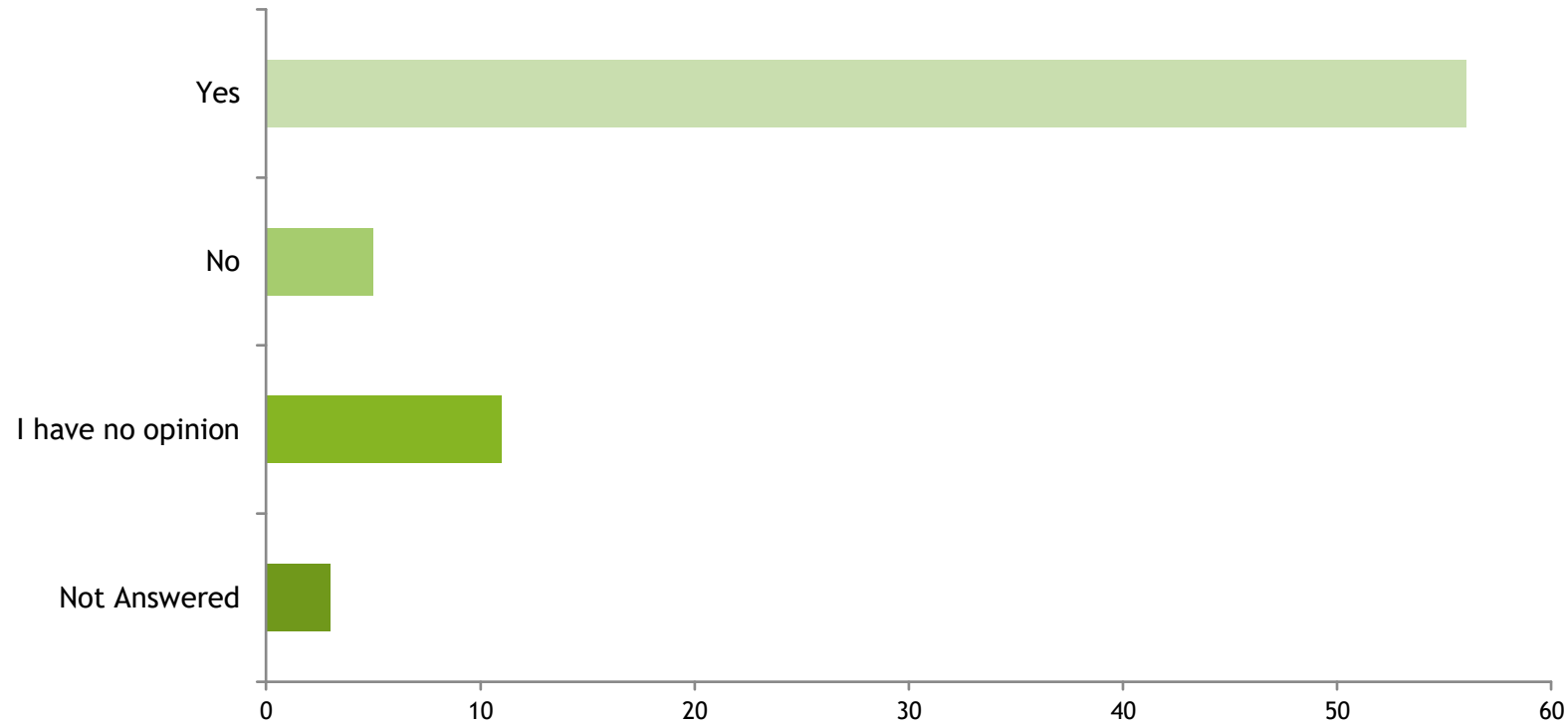
## 5: Do you agree with the first Enhanced Partnership scheme's approach to meeting the BSIP objective 3?

In total 71 people responded

Option	Total	Percent
Yes	54	72.00%
No	8	10.67%
I have no opinion	9	12.00%
Not Answered	4	5.33%







## 6: Do you agree with the first Enhanced Partnership scheme's approach to meeting the BSIP objective 4?

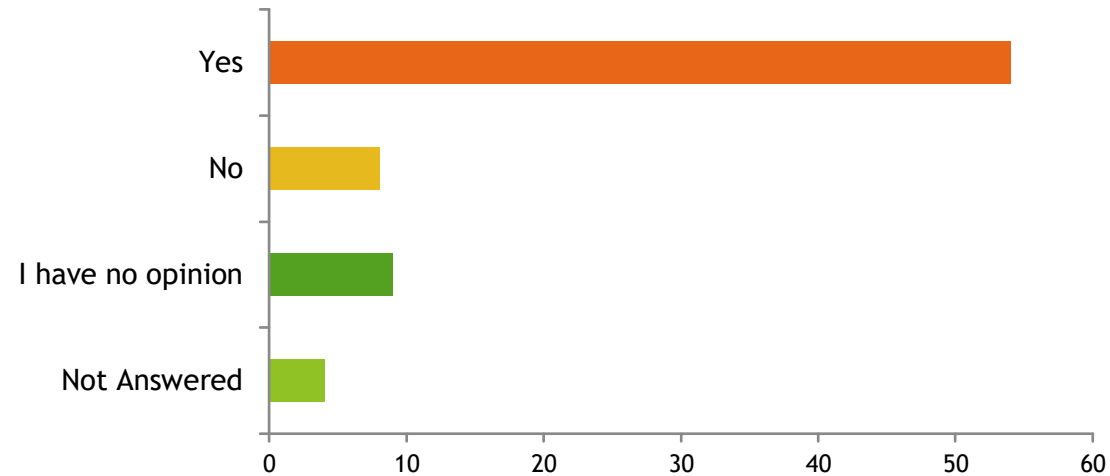
In total 72 people responded

Option	Total	Percent
Yes	56	74.67%
No	5	6.67%
I have no opinion	11	14.67%
Not Answered	3	4.00%

# 7: Do you agree with the Essex County Council's obligation number 1?

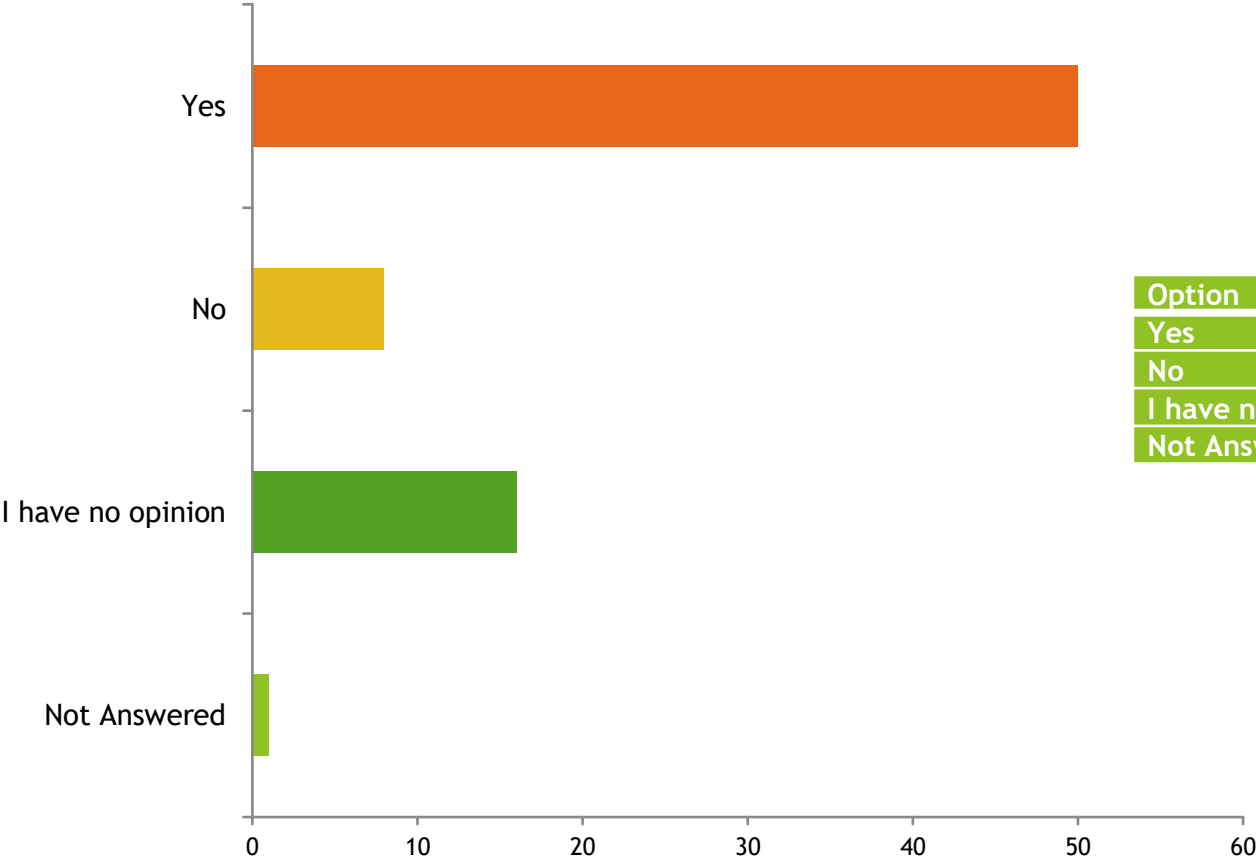
In total 71 people responded

Option	Total	Percent
Yes	54	72.00%
No	8	10.67%
I have no opinion	9	12.00%
Not Answered	4	5.33%



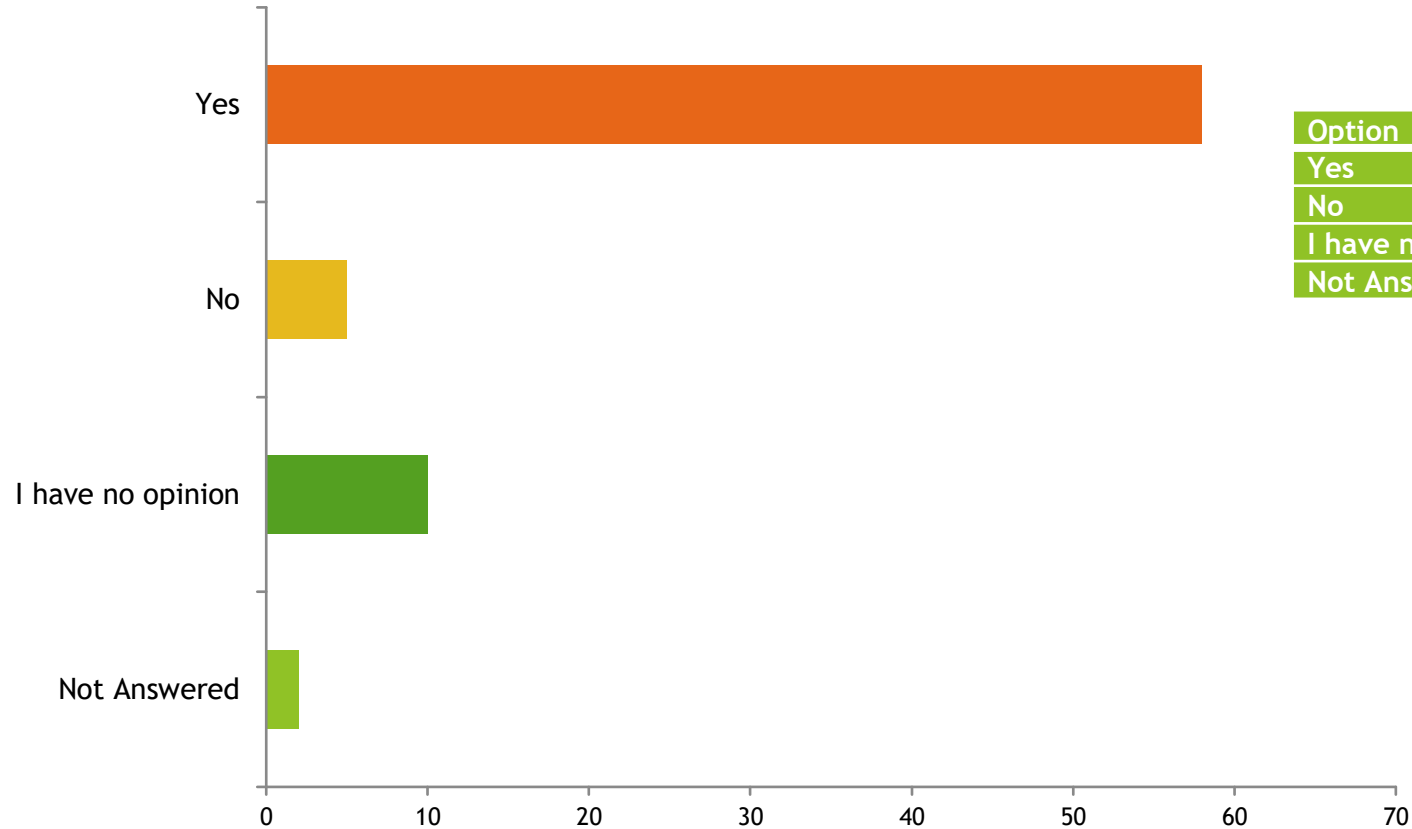
# 8: Do you agree with the Essex County Council's obligation number 2?

In total 74 people responded



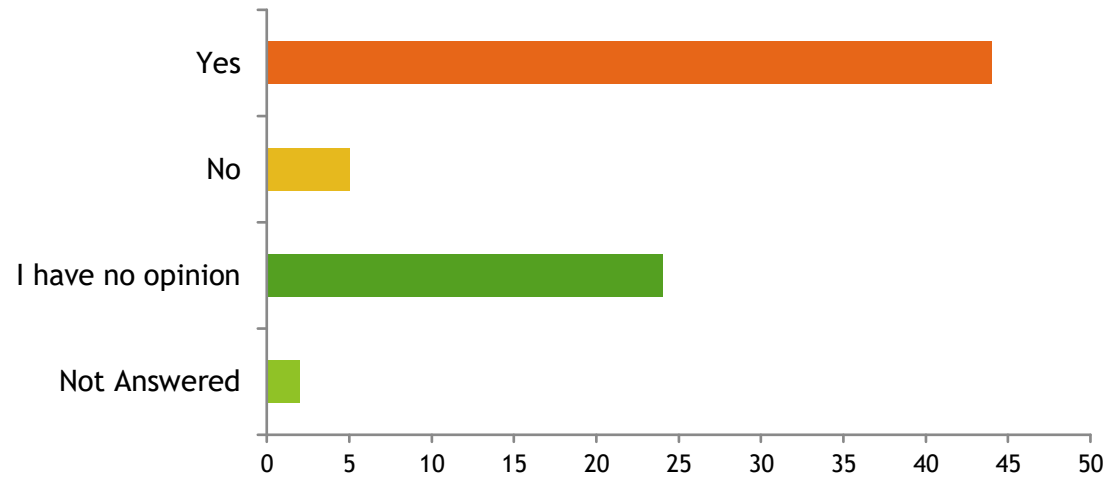
Option	Total	Percent
Yes	50	66.67%
No	8	10.67%
I have no opinion	16	21.33%
Not Answered	1	1.33%

## 9: Do you agree with the Essex County Council's obligation number 3?



Option	Total	Percent
Yes	58	77.33%
No	5	6.67%
I have no opinion	10	13.33%
Not Answered	2	2.67%

In total 73 people responded

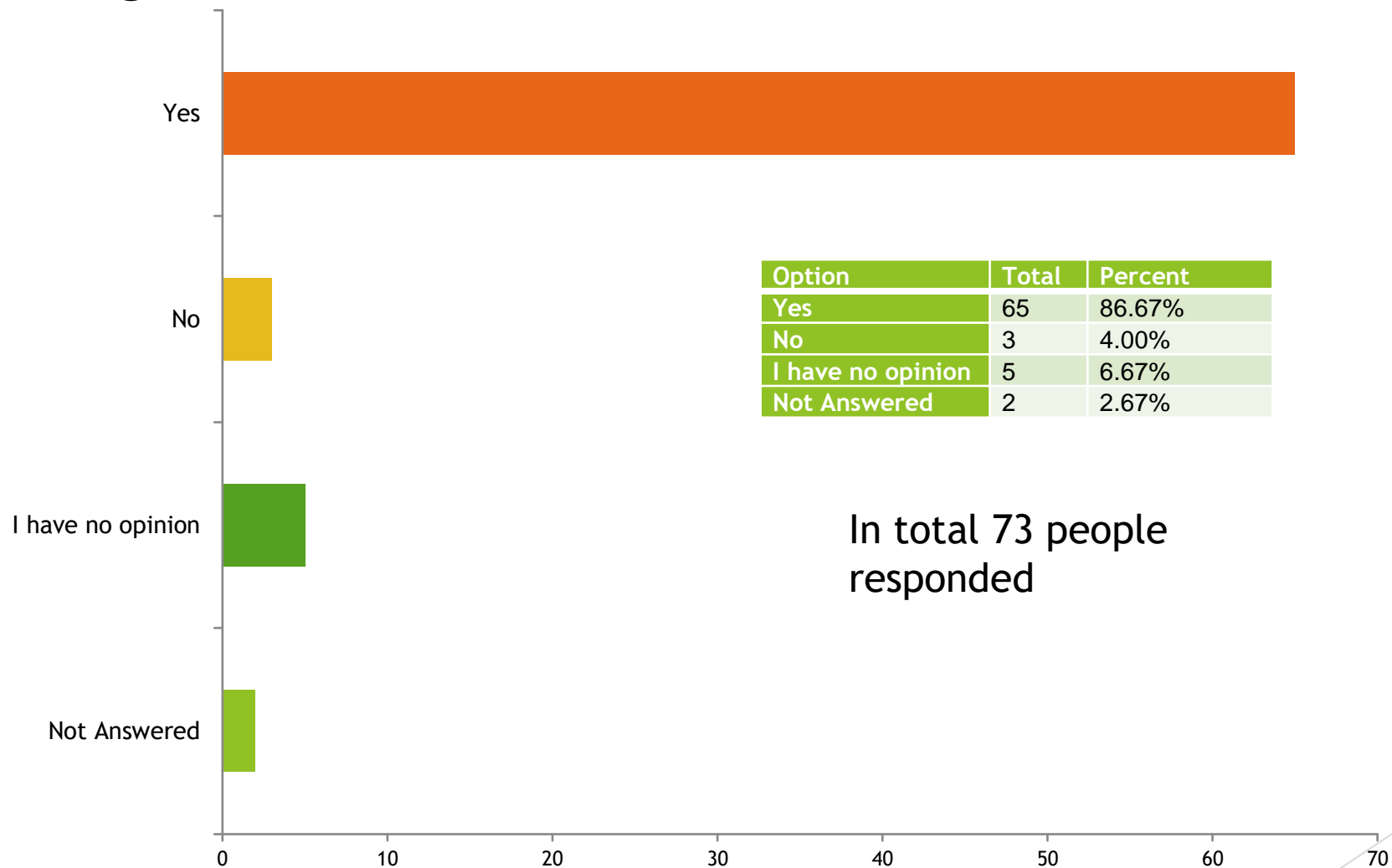


## 10: Do you agree with the Essex County Council's obligation number 4?

In total 73 people responded

Option	Total	Percent
Yes	44	58.67%
No	5	6.67%
I have no opinion	24	32.00%
Not Answered	2	2.67%

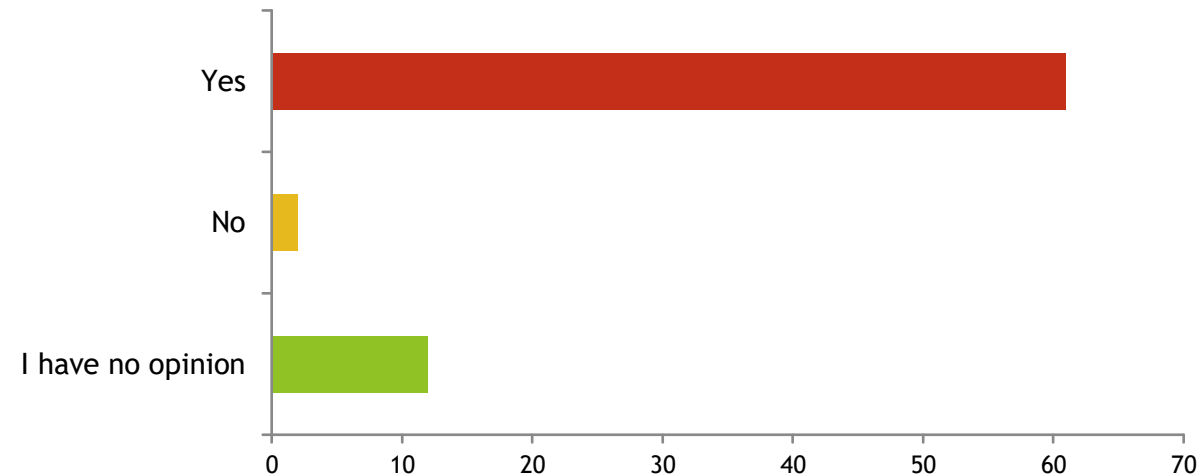
# 11: Do you agree with the Essex County Council's obligation number 5?

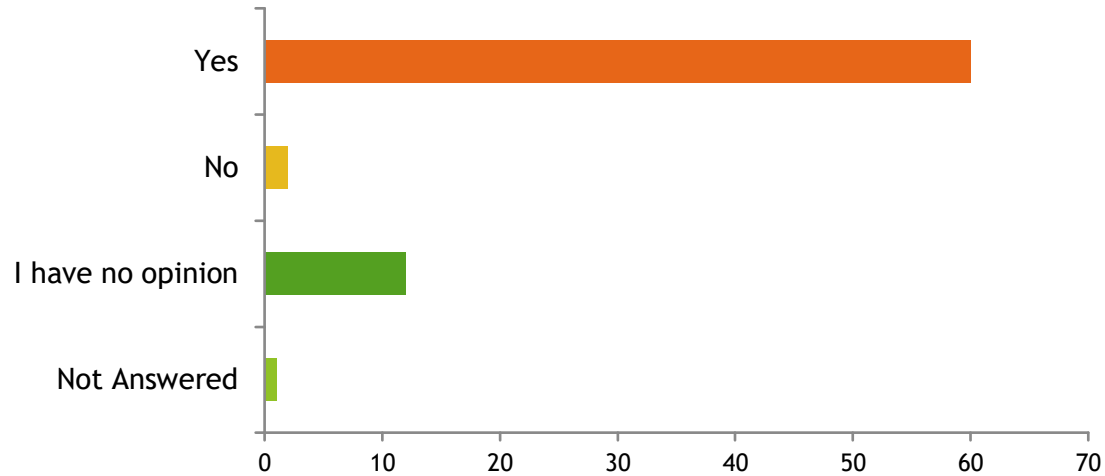


## 12: Do you agree with the obligation 1 for the bus operators?

In total 75 people responded

Option	Total	Percent
Yes	61	81.33%
No	2	2.67%
I have no opinion	12	16.00%
Not Answered	0	0.00%





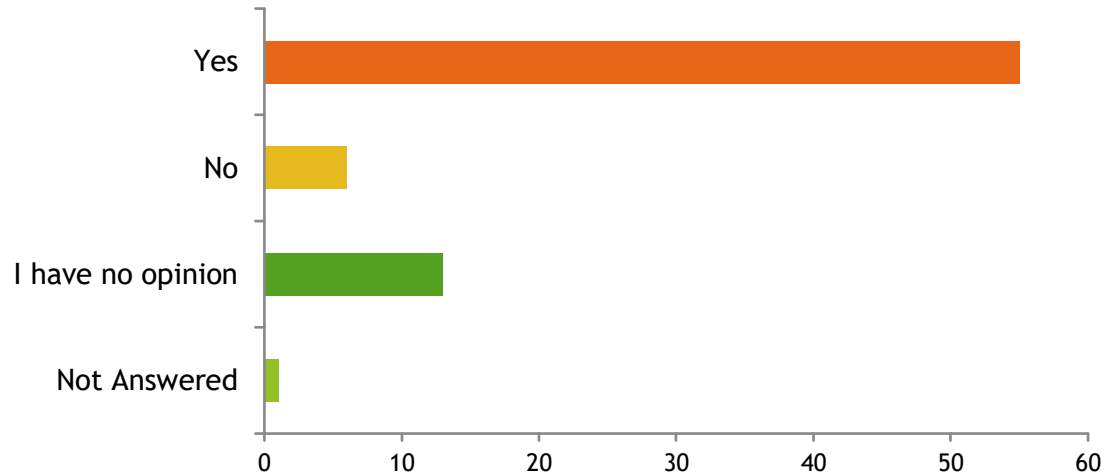
### 13: Do you agree with the obligation 2 for the bus operators?

In total 74 people responded

Option	Total	Percent
Yes	60	80.00%
No	2	2.67%
I have no opinion	12	16.00%
Not Answered	1	1.33%



## 14: Do you agree with the obligation 3 for the bus operators?



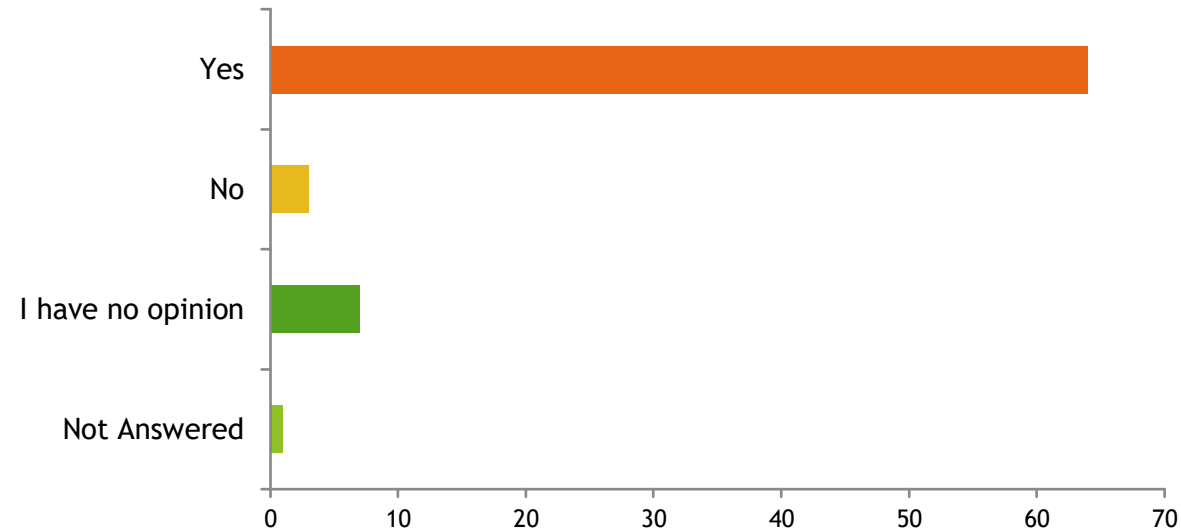
Option	Total	Percent
Yes	55	73.33%
No	6	8.00%
I have no opinion	13	17.33%
Not Answered	1	1.33%

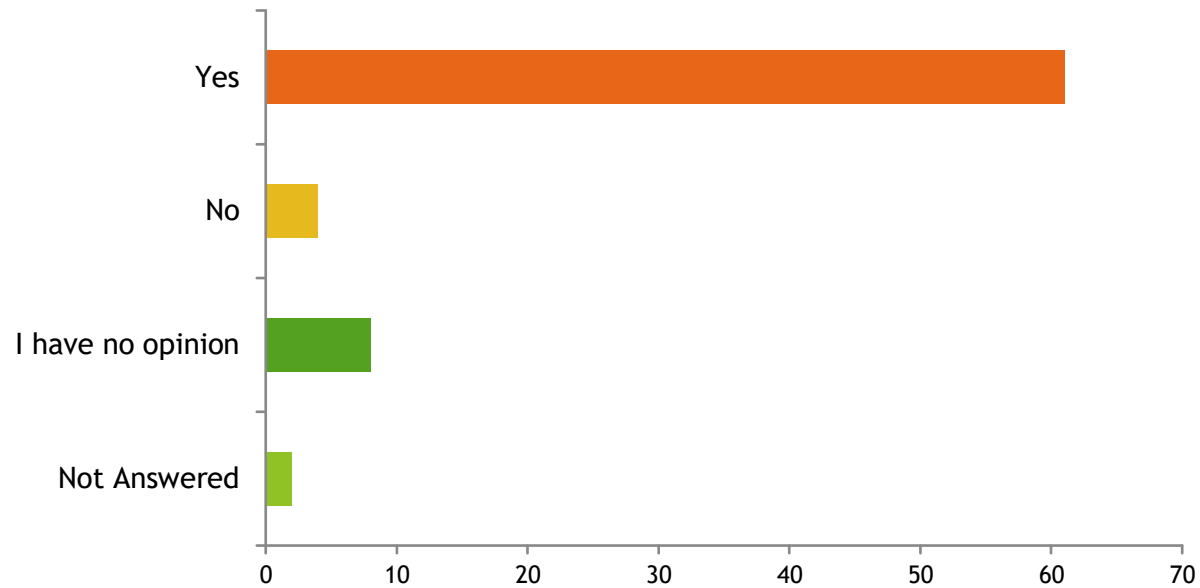
In total 74 people responded

# 15: Do you agree with obligation 4 for operators?

In total 74 people responded

Option	Total	Percent
Yes	64	85.33%
No	3	4.00%
I have no opinion	7	9.33%
Not Answered	1	1.33%





## 16: Do you agree with obligation 5 for the operators?

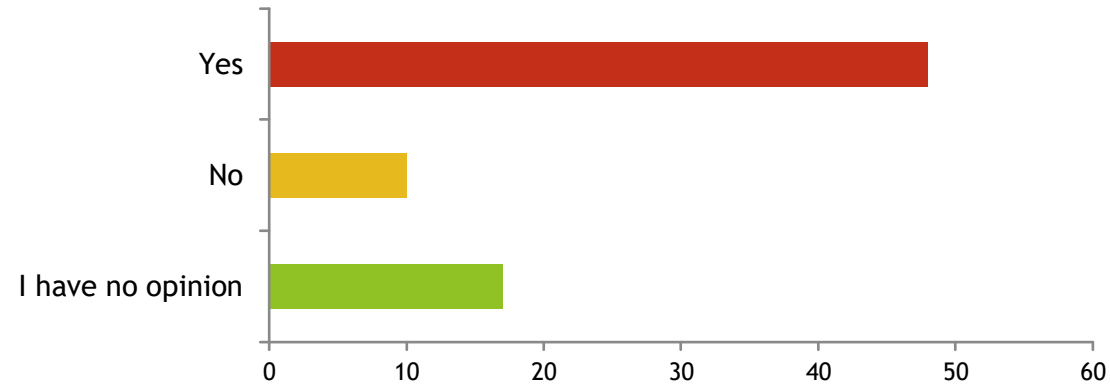
In total 73 people responded

Option	Total	Percent
Yes	61	81.33%
No	4	5.33%
I have no opinion	8	10.67%
Not Answered	2	2.67%

# 17: Do you agree with the proposed governance process?

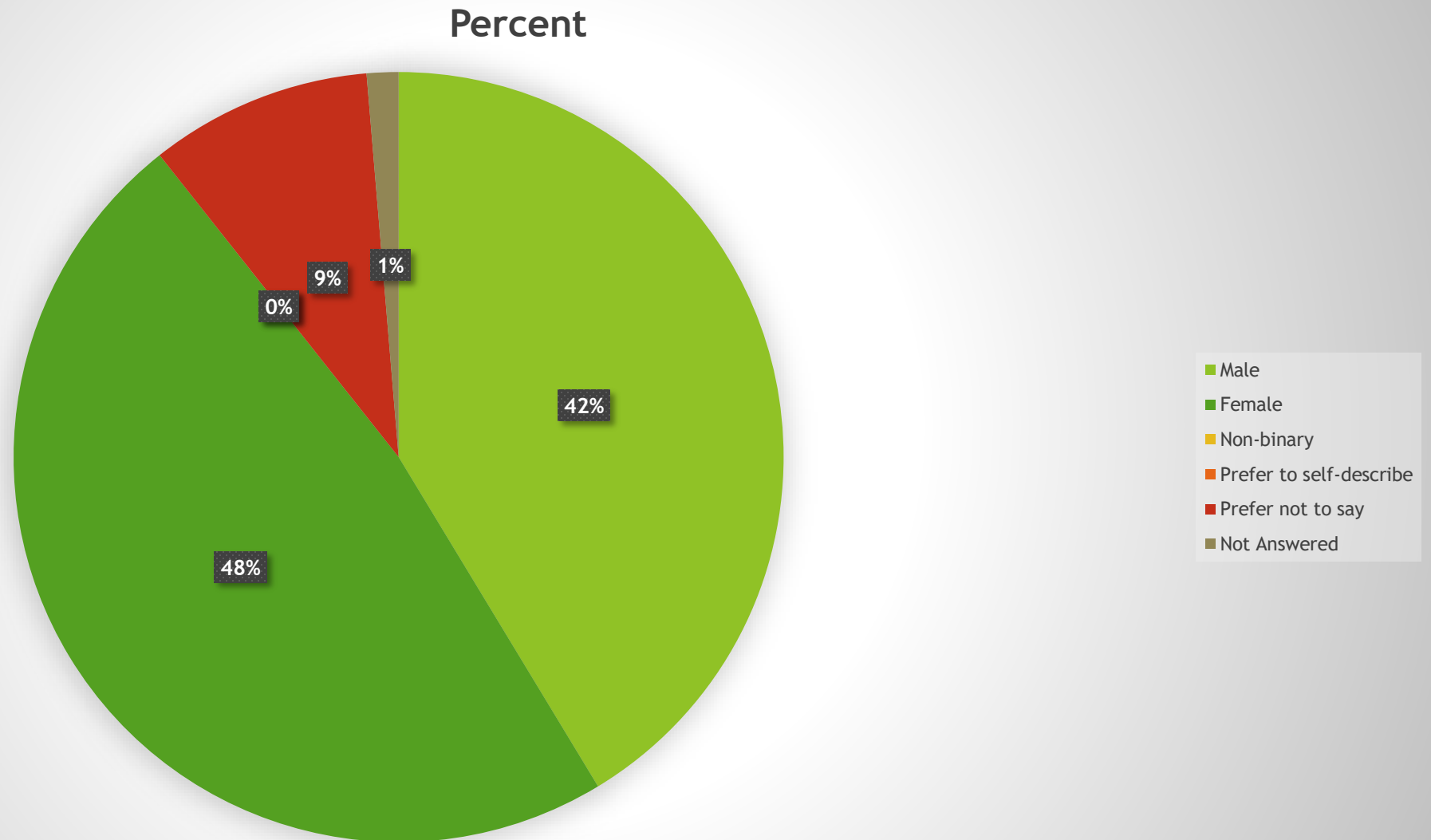
In total 75 people responded

Option	Total	Percent
Yes	48	64.00%
No	10	13.33%
I have no opinion	17	22.67%
Not Answered	0	0.00%

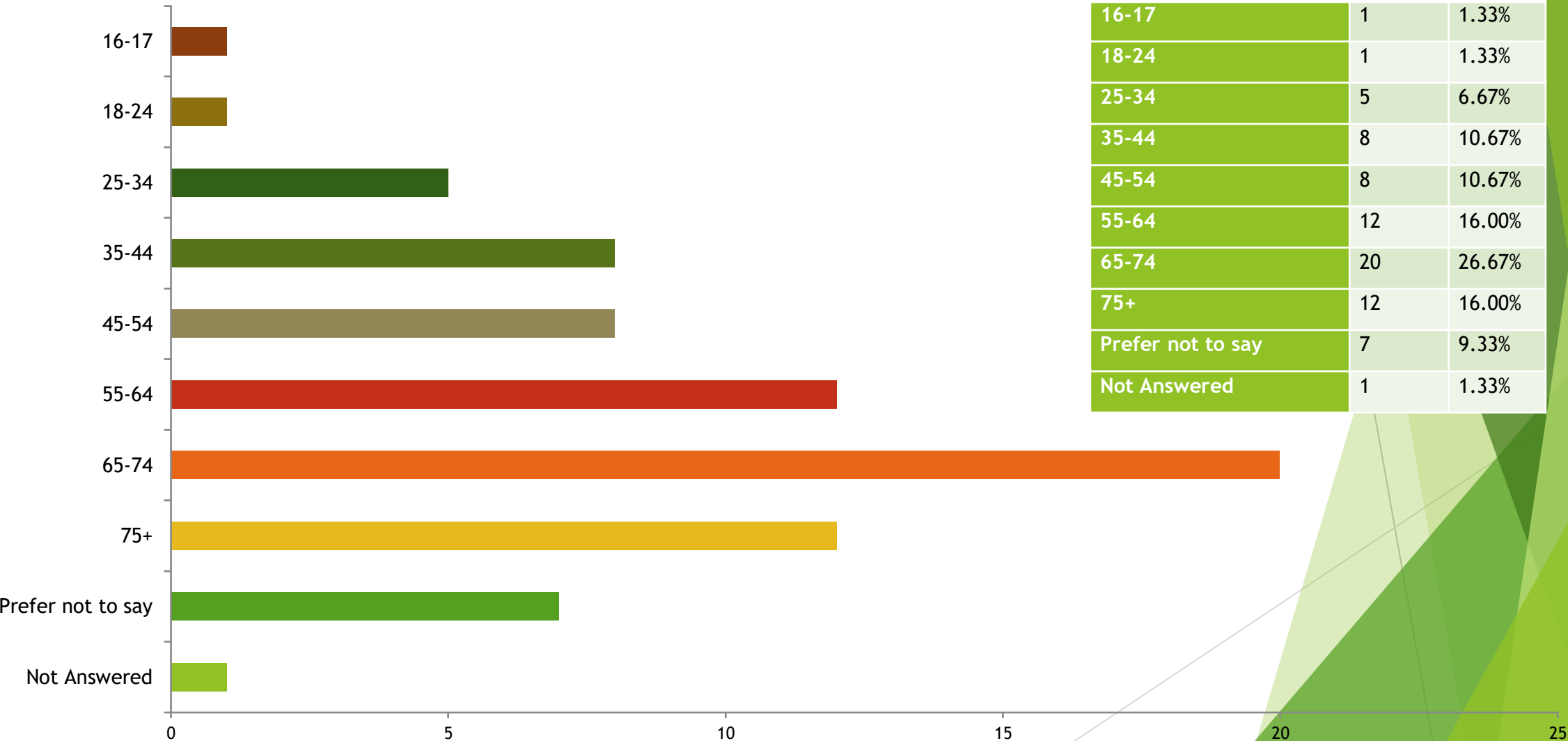


**Question 18 was an open text box allowing consultees to write any comments they had on the content of the EP plan and scheme.**

## 19: Gender: To which gender identity do you most identify?



# 20: Age: Which age group do you belong to?



Option	Total	Percent
White - English/Welsh/Scottish/Northern Irish/British	64	85.33%
White - Irish	0	0.00%
White - Gypsy/Irish Traveller	0	0.00%
Any other white background	1	1.33%
Mixed/Multiple ethnic background - White and Black Caribbean	0	0.00%
Mixed/Multiple ethnic background - White and Black African	0	0.00%
Mixed/Multiple ethnic background - White and Asian	0	0.00%
Any other Mixed/Multiple ethnic background	0	0.00%
Asian/Asian British - Indian	0	0.00%
Asian/Asian British - Pakistani	0	0.00%
Asian/Asian British - Bangladeshi	0	0.00%
Asian/Asian British - Chinese	0	0.00%
Any other Asian background, please describe	0	0.00%
Black/African/Caribbean/Black British - African	0	0.00%
Black/African/Caribbean/Black British - Caribbean	0	0.00%
Any other Black/African/Caribbean background,	0	0.00%
Arab	0	0.00%
Any other ethnic group, please describe	0	0.00%
Prefer not to say	8	10.67%
Not Answered	2	2.67%

**21: ETHNICITY:**  
To which of these ethnic groups do you consider you belong?



Option	Total	Percent
No impairment	47	62.67%
Hearing impairment/deaf	6	8.00%
Visual impairment/blind	1	1.33%
Deafblind	0	0.00%
Mental health needs	2	2.67%
Physical impairment	7	9.33%
Learning difficulties/disabilities	0	0.00%
Autism spectrum disorder	0	0.00%
Other	3	4.00%
Prefer not to say	9	12.00%
Not Answered	3	4.00%

**22: DISABILITY: Do you consider yourself to have a health condition, disability or impairment? Please tick all that apply.**

## 23: DISTRICT: Which district or borough do you live in?

