

Home to School Transport Consultation

Respondents: 1478 displayed, 1478 total

Status: Open

Launched Date: 09/09/2013

Closed Date: 26/10/2013

1. Please tell us your age at your last birthday?

	Response Average
	44.85
Total Respondents	490
(skipped this question)	988

2. Do you drive and/or have access to a car?

	Response Total	Response Percent	Points	Avg
I drive but do not have a car on a regular basis	53	10%	n/a	n/a
I drive and have a car I can use	411	81%	n/a	n/a
I don't drive	41	8%	n/a	n/a
Total Respondents	505	100%		
(skipped this question)	973			

3. Please tell us your ethnic background

	Response Total	Response Percent	Points	Avg
White British	473	93%	n/a	n/a
Black or Black British	2	0%	n/a	n/a
Asian or Asian British	3	1%	n/a	n/a
Mixed	3	1%	n/a	n/a
Chinese	0	0%	n/a	n/a
Prefer not to say	16	3%	n/a	n/a
Other, please specify view	10	2%	n/a	n/a
Total Respondents	507	100%		
(skipped this question)	971			

4. Do you have any long-standing illness, disability or infirmity? (Long-standing means anything that has troubled you over a period of time, or that is likely to affect you over a period of time)

	Response Total	Response Percent	Points	Avg
Yes	51	10%	n/a	n/a
No	431	85%	n/a	n/a
Prefer not to say	27	5%	n/a	n/a
Total Respondents	509	100%		
(skipped this question)	969			

5. If you would like to be kept informed on progress and be involved in the next stages of consultation, please tell us your email address

Total Respondents	296
(skipped this question)	1182

6. Some information about you and your current travel patternsWhere do you live? Please tell us your postcodeWhy do we want this information? Your postcode will allow us to map where the respondents come from and to check if all communities are represented





Total Respondents	501
(skipped this question)	977

7. Does your child currently receive free or subsidised home to school transport from ECC?

	Response Total	Response Percent	Points	Avg
Free	238	48%	n/a	n/a
Subsidised	16	3%	n/a	n/a
None	246	49%	n/a	n/a
Total Respondents	500	100%		
(skipped this question)	978			
8. Before completing this questionnaire please ensure you have read through the consultation document giving you more information about the proposals below (Link to consultation document) Catchment We are consulting on the withdrawal of the use of catchment areas in determining entitlement to transport and instead supporting those meeting the distance criteria for their age group to the nearest school only. Should this be agreed the withdrawal would be on a phased basis affecting new starters at primary and secondary schools from September 2015. Do you agree with this proposal?				
	Response Total	Response Percent	Points	Avg
Yes	63	15%	n/a	n/a
No	300	72%	n/a	n/a
This does not affect me	51	12%	n/a	n/a
Comments view	183	44%	n/a	n/a
Total Respondents	414	100%		
(skipped this question)	1064			
9. This proposal particularly affects students who currently reside in 'joint catchment' admission areas and therefore benefit in receiving transport assistance to one of two or more schools. This proposal means that those families will only receive free transport assistance to their nearest school, making the policy fair across the County. For a list of what we consider as Joint Catchment areas please refer to our FAQ's Do you agree with this proposal?				
	Response Total	Response Percent	Points	Avg
Yes	69	17%	n/a	n/a
No	272	67%	n/a	n/a
This does not affect me	62	15%	n/a	n/a
Comments view	129	32%	n/a	n/a
Total Respondents	403	100%		
(skipped this question)	1075			
10. It is proposed that if this option is taken forward following consultation that we would work with commercial operators in the County to try and ensure continuity of service for those affected by making seats available to purchase on a daily/termly/annual basis. Would you be willing to pay to travel using existing services where an entitlement to assistance no longer existed?				
	Response Total	Response Percent	Points	Avg
Yes	72	18%	n/a	n/a
No	236	59%	n/a	n/a
This does not affect me	89	22%	n/a	n/a
Comments view	129	32%	n/a	n/a
Total Respondents	397	100%		
(skipped this question)	1081			
11. What would be an acceptable charge per year in your opinion?				
	Response Total	Response Percent	Points	Avg
£500 - £700	116	96%	n/a	n/a
£700 - £900	3	2%	n/a	n/a
£900 - £1000	2	2%	n/a	n/a
£1000+	0	0%	n/a	n/a
Total Respondents	121	100%		
(skipped this question)	1357			
12. Available Walking Routes We are proposing the withdrawal of transport to those children who would have previously qualified for transport owing to the unavailable nature of the route they would be expected to use to get to and from school. These routes, following re-inspection, are now deemed to be available to be walked, accompanied as necessary, and as such, an entitlement to transport ceases to exist. Should this be agreed the withdrawal would be on a phased basis affecting new starters at primary and secondary schools from September 2014. The schools affected are as follows: • Helena Romanes • Bromfords/Grange Primary School • Great Dunmow Primary School/St Marys, Dunmow • Forest Hall School Do you agree with this proposal?				
	Response Total	Response Percent	Points	Avg
Yes	83	22%	n/a	n/a
No	111	29%	n/a	n/a
Don't know	186	49%	n/a	n/a

Comments	view		102	27%	n/a	n/a
Total Respondents			380	100%		
(skipped this question)			1098			
13. It is proposed that this option is taken forward following consultation that we would work with commercial operators in the County to try and ensure continuity of service for those children affected by making seats available to purchase on a daily/termly/annual basis.Would you be willing to pay to travel using existing services where an entitlement to assistance no longer existed?						
			Response Total	Response Percent	Points	Avg
Yes			54	16%	n/a	n/a
No			162	47%	n/a	n/a
Don't know			128	37%	n/a	n/a
Comments	view		56	16%	n/a	n/a
Total Respondents			344	100%		
(skipped this question)			1134			
14. What would be an acceptable charge per year in your opinion?						
			Response Total	Response Percent	Points	Avg
£500 - £700			85	97%	n/a	n/a
£700 - £900			1	1%	n/a	n/a
£900 - £1000			2	2%	n/a	n/a
£1000+			0	0%	n/a	n/a
Total Respondents			88	100%		
(skipped this question)			1390			
15. Selective on BenefitWe are consulting on the withdrawal of transport support to qualifying low income families attending selective (grammar) schools. Should this be agreed it will be implemented on a phased basis affecting new starters at selective schools from September 2015.Do you agree with this proposal?						
			Response Total	Response Percent	Points	Avg
Yes			55	15%	n/a	n/a
No			274	72%	n/a	n/a
Don't know			49	13%	n/a	n/a
Comments	view		145	38%	n/a	n/a
Total Respondents			378	100%		
(skipped this question)			1100			
16. Exceptional CircumstancesIt is proposed to take account of household income in order to assess exceptionality. The proposal is to consider income level as part of the assessment to determine entitlement to assistance. Should this be agreed we would not provide support to children whose families do not qualify for child benefit to be paid as a result of their household income and a contribution would be paid, based on a sliding scale to those earning below that threshold, who qualify for child benefit to be paid.Do you agree with this proposal?						
			Response Total	Response Percent	Points	Avg
Yes			132	35%	n/a	n/a
No			200	53%	n/a	n/a
Don't know			46	12%	n/a	n/a
Comments	view		117	31%	n/a	n/a
Total Respondents			378	100%		
(skipped this question)			1100			
17. Deadline for Applications under discretionary policiesWe propose the implementation of an application window that is open from 1st March until 30th September for new entrants to schools in and September each year which then reopens on 1st - 31st January and 1st - 31st March in each academic year.For students already started in their respective schools the application windows would be as follows: 1st July - 30th September to commence transport in new academic year will reopen on 1st January - 31st January and 1st - 31st March. We would no longer accept applications for discretionary elements of the policy during the summer term.Do you agree with this proposal?						
			Response Total	Response Percent	Points	Avg
Yes			89	24%	n/a	n/a
No			166	45%	n/a	n/a
Don't know			117	31%	n/a	n/a
Comments	view		57	15%	n/a	n/a
Total Respondents			372	100%		
(skipped this question)			1106			

18. Post 16 Transport We are proposing that from September 2014 we discontinue provision of transport assistance for all but those in the following groups: Low income families Provide transport assistance to qualifying low income families only but ask for a 50% contribution towards the full cost of transport on existing public/contract transport routes in the County. Statemented SEN students Provide transport assistance to students has a statement of SEN and is attending the school named within their statements as the nearest appropriate school for their post 16 education - public transport will be promoted for this group and travel referrals will be made for all students with the expectation they will be assessed for suitability for training at the end of the first term of post 16 education. A charge for transport will be made on a sliding scale based on the income of the family at the time of application. Students with SEN who are no longer statemented Provide transport assistance to those students who had a statement of SEN in year 11 who will be attending a school or college to continue their education and require additional support to do so. Support will be provided in the form of a grant which will be on a sliding scale based on income. All applications will be considered on the evidence provided to support the claim at the time of application. Other students Other students will be able to purchase transport from the Local Authority but this will be at full cost recovery and only on existing contract or public transport routes, in place at the time of application, where capacity allowed. This will not include the operation of bespoke transport or individual taxis. Families would be able to take advantage of the bulk purchasing power of the County Council and pay a reduced rate for transport on existing services. Transport arrangements It is proposed that we would only provide transport on existing public or contract services. Families would be expected to facilitate their child's attendance at the nearest existing pick up point for the existing service to their home address, regardless of the distance. Do you agree with this proposal?

		Response Total	Response Percent	Points	Avg
Yes		71	19%	n/a	n/a
No		258	71%	n/a	n/a
Don't know		36	10%	n/a	n/a
Comments	view 	137	38%	n/a	n/a
Total Respondents		365	100%		
(skipped this question)			1113		