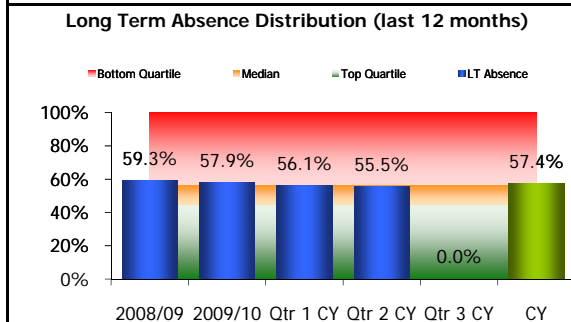
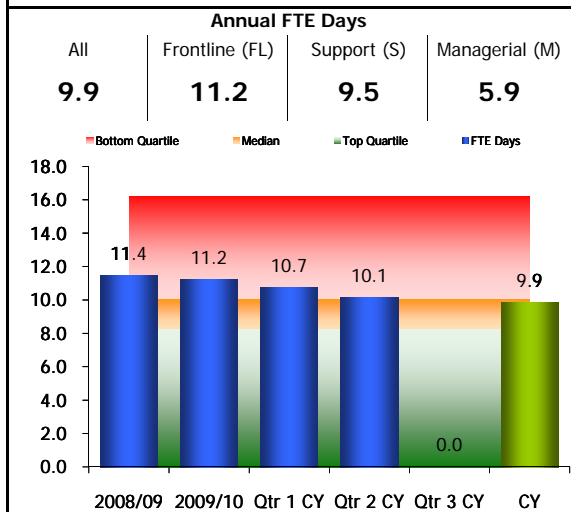
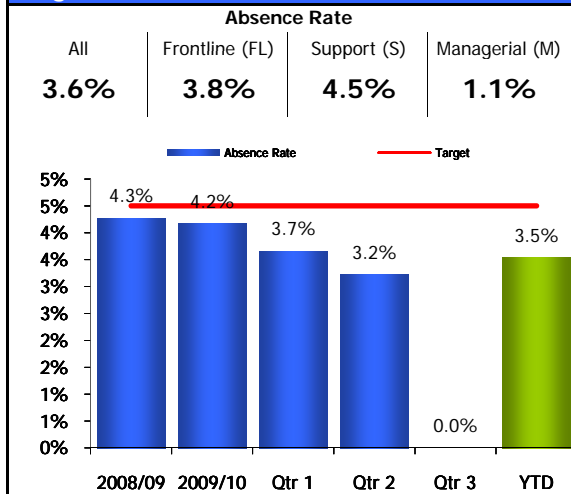


Adults Health and Community Wellbeing | Absence Management Information | November 2010

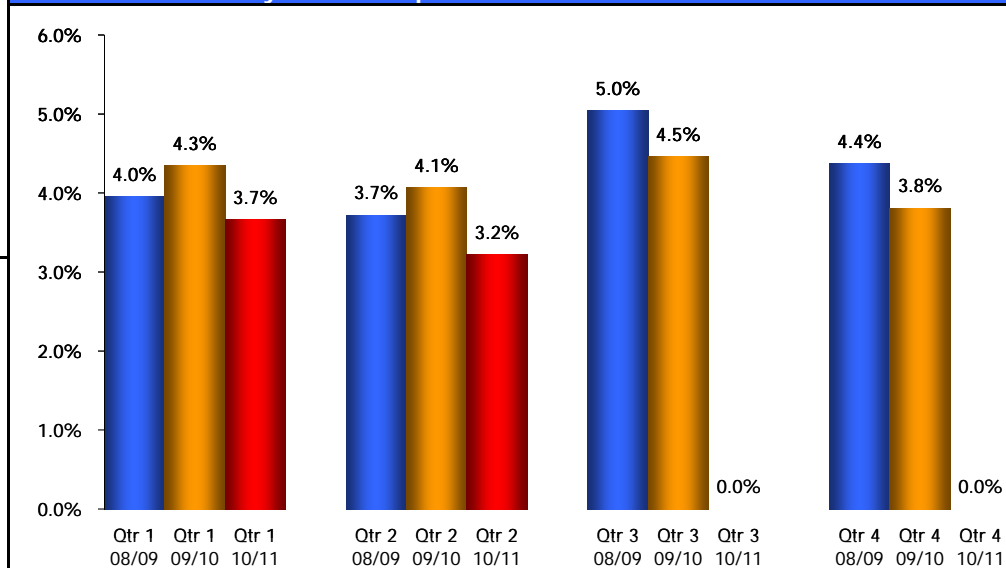
Targets and Benchmarks



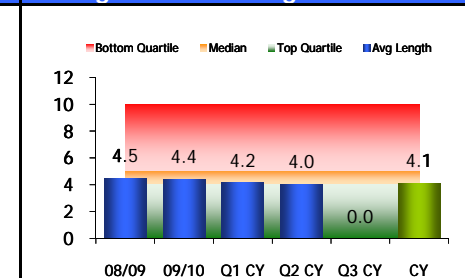
Services in brief

Service	Employee Numbers			Absence Rates/Cost/Average Length				Policy 'trigger' rates			No Absence - CY	Data Quality		Training	
	Headcount	Position Count	FTE	Absence Rate - TM	Absence Cost - TM	FTE Days - CY	Average Absence Length	3 occasions or more	10 calendar days or more	29 calendar days or more		Other/Unknown Absence - CY	Other/Unknown Cost - CY	No. Attendees	Cancellations
Essex County Council	9,256	9,566	7,745	3.1%	£637,201	8.8	4.4	22.6%	20.9%	1.2%	39.5%	4.1%	£334,790	0	0
Adults Health and Community Wellbeing	2,729	2,858	2,161	3.6%	£193,988	9.9	4.1	24.4%	23.5%	1.3%	38.7%	2.4%	£56,471	0	0
Adult Community Learning and Libraries	1,173	1,292	763	2.5%	£51,939	6.6	2.4	18.5%	17.4%	0.9%	45.3%	2.3%	£14,380	-	-
Adult Social Care Delivery	1,245	1,254	1,105	4.6%	£119,256	13.2	5.4	30.3%	29.0%	1.7%	32.7%	2.5%	£37,608	-	-
AHCW Commercial Group	92	92	87	1.8%	£3,688	6.8	4.5	17.1%	18.3%	0.0%	42.4%	1.0%	£538	-	-
AHCW Director	1	1	1	0.0%	£0	0.0	0.0	0.0%	0.0%	0.0%	100.0%	0.0%	£0	-	-
Executive Office	22	22	20	1.4%	£700	5.6	3.4	30.0%	32.5%	0.0%	22.7%	0.0%	£0	-	-
Internal Standards and Governance	63	64	60	2.7%	£4,241	5.4	4.6	11.0%	11.0%	1.7%	46.0%	0.3%	£87	-	-
Planning and Service Development	122	122	113	3.2%	£9,527	6.2	3.9	19.3%	19.9%	1.6%	35.2%	2.8%	£2,351	-	-
Public Health	11	11	10	1.9%	£580	10.5	4.7	19.3%	19.3%	0.0%	18.2%	0.0%	£0	-	-
Job Role															
Frontline (FL)	1,560	1,643	1,195	3.8%	£112,288	11.2	4.3	27.4%	26.2%	1.3%	37.5%	1.6%	£23,686	-	-
Support (S)	781	812	623	4.5%	£59,867	9.5	3.6	26.1%	23.3%	1.8%	36.7%	3.9%	£22,026	-	-
Managerial (M)	388	403	343	1.1%	£12,453	5.9	4.8	10.9%	14.4%	0.5%	47.7%	2.9%	£8,642	-	-

Absence Rate - Yearly Trend Comparison



Average Absence Length



Data Quality (Other/Unknown)

