

## Park & Ride Concessionary Bus Pass Consultation: Summary report

This report was created on Tuesday 06 August 2019 at 10:51.

The consultation ran from 08/05/2019 to 31/07/2019.

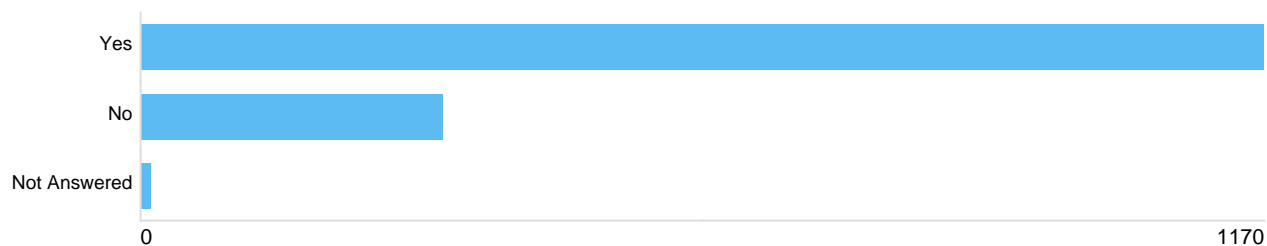
### Contents

Question : Do you currently hold an Essex County Council bus pass?	2
Bus pass holder	2
Question : If yes, is it:	2
Type of bus pass	2
Question : Do you agree with the proposal that starting 1st April 2020 the concession offered to older people's concessionary bus pass holders using the Essex County Council's park and ride services should be a £1.50 day fare instead of free as it is at present?	2
Proposal for OP	2
Question : If yes, why? Please tick all that apply:	3
Yes reasons (OP)	3
If you selected other, please specify below:	3
Question : If no, why? Please tick all that apply:	3
No reasons OP	3
If you selected other, please specify below:	4
Question : Do you currently use an age related bus pass on Essex County Council's Park and Ride services?	4
Use of OP pass	4
Question : If yes, please tick which Park and Ride services you use:	4
P&R service used	4
Question : Would you continue to use the county council's park and ride services if you had to pay a £1.50 day fare?	5
Continue using	5
Question : If no, what will you instead of using the park and ride service? Tick all that apply:	5
Other options	5
If you selected other, please specify below	5
Question : Do you agree with this proposal?	6
£1.50 fare disability proposal	6
Question : If you do not agree, please specify why:	6
Don't agree	6
Question : Do you have other comments about this proposal and/or an alternative suggestion related to the Park & Ride?	6
Other comments/suggestions	6
Question : Your gender:	6
Gender	6
If you selected 'other', please state below	6
Question : Where in Essex do you live?	7
District	7
Question : Please tell us which age bracket you fall into:	8
Age	8
Question : Are you responding on behalf of an organisation?	9
Organisation	9
If yes, please state which organisation:	9
Question : Do you consider yourself to have a disability, and if so please tell us what type of disability you have?	9
Disability	9
Question : If you feel that your personal situation means you would be particularly adversely affected, please explain in the free text box below:	10
Personal situation	10



## Question : Do you currently hold an Essex County Council bus pass?

### Bus pass holder



Option	Total	Percent
Yes	1170	78.31%
No	314	21.02%
Not Answered	10	0.67%

## Question : If yes, is it:

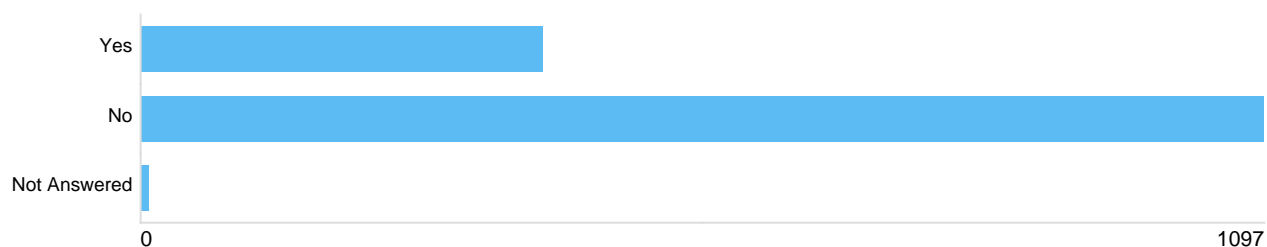
### Type of bus pass



Option	Total	Percent
Age Related	1130	75.64%
Disability Based	34	2.28%
Not Answered	330	22.09%

## Question : Do you agree with the proposal that starting 1st April 2020 the concession offered to older people's concessionary bus pass holders using the Essex County Council's park and ride services should be a £1.50 day fare instead of free as it is at present?

### Proposal for OP

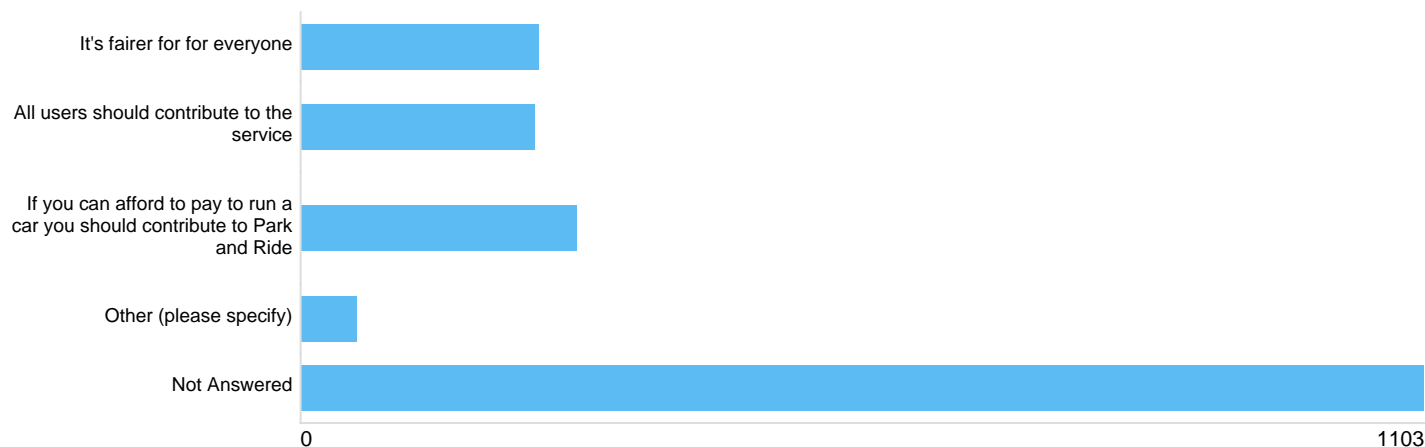




Option	Total	Percent
Yes	391	26.17%
No	1097	73.43%
Not Answered	6	0.40%

**Question : If yes, why? Please tick all that apply:**

**Yes reasons (OP)**



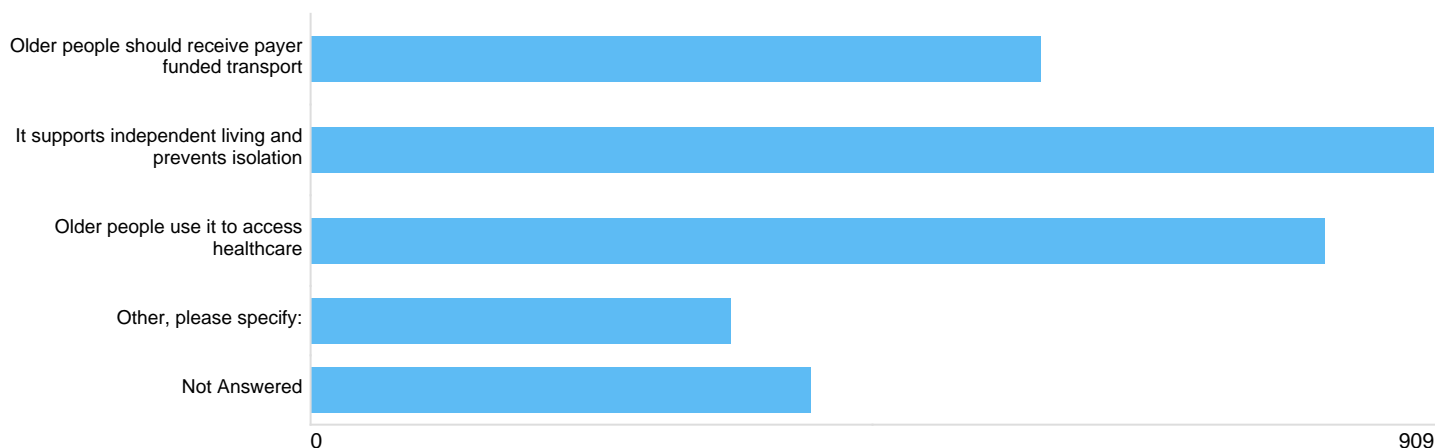
Option	Total	Percent
It's fairer for for everyone	233	15.60%
All users should contribute to the service	229	15.33%
If you can afford to pay to run a car you should contribute to Park and Ride	269	18.01%
Other (please specify)	54	3.61%
Not Answered	1103	73.83%

**If you selected other, please specify below:**

There were **59** responses to this part of the question.

**Question : If no, why? Please tick all that apply:**

**No reasons OP**



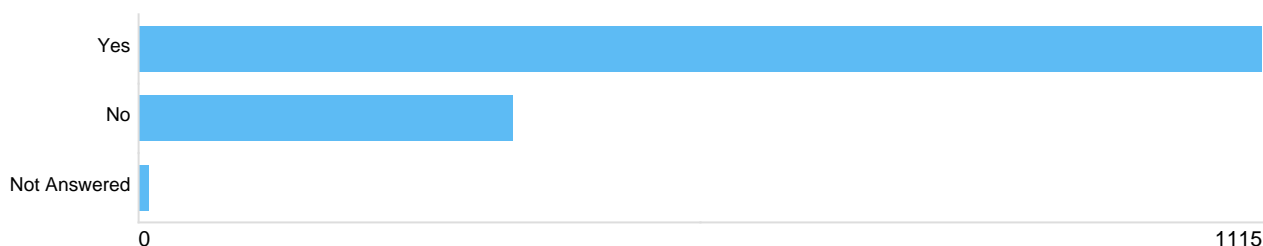
Option	Total	Percent
Older people should receive payer funded transport	589	39.42%
It supports independent living and prevents isolation	909	60.84%
Older people use it to access healthcare	819	54.82%
Other, please specify:	339	22.69%
Not Answered	404	27.04%

***If you selected other, please specify below:***

There were **381** responses to this part of the question.

**Question : Do you currently use an age related bus pass on Essex County Council's Park and Ride services?**

***Use of OP pass***



Option	Total	Percent
Yes	1115	74.63%
No	371	24.83%
Not Answered	8	0.54%

**Question : If yes, please tick which Park and Ride services you use:**

***P&R service used***

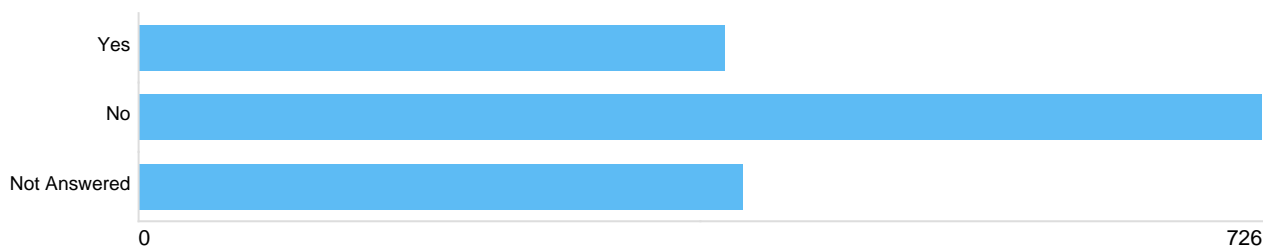




Option	Total	Percent
Chelmsford- Sandon	631	42.24%
Chelmsford - Chelmer Valley	428	28.65%
Chelmsford - Broomfield Hospital Shuttle	470	31.46%
Colchester	325	21.75%
Not Answered	383	25.64%

**Question : Would you continue to use the county council's park and ride services if you had to pay a £1.50 day fare?**

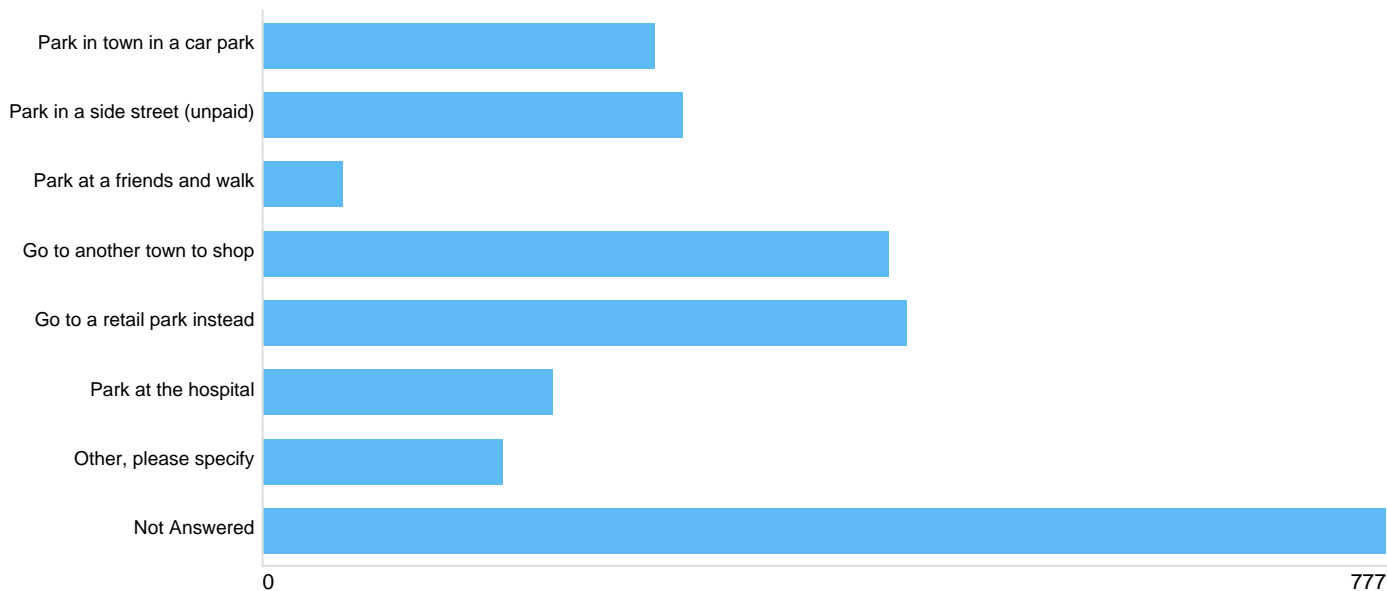
## Continue using



Option	Total	Percent
Yes	378	25.30%
No	726	48.59%
Not Answered	390	26.10%

**Question : If no, what will you instead of using the park and ride service? Tick all that apply:**

## Other options



Option	Total	Percent
Park in town in a car park	270	18.07%
Park in a side street (unpaid)	290	19.41%
Park at a friends and walk	54	3.61%
Go to another town to shop	432	28.92%
Go to a retail park instead	444	29.72%
Park at the hospital	200	13.39%
Other, please specify	165	11.04%
Not Answered	777	52.01%

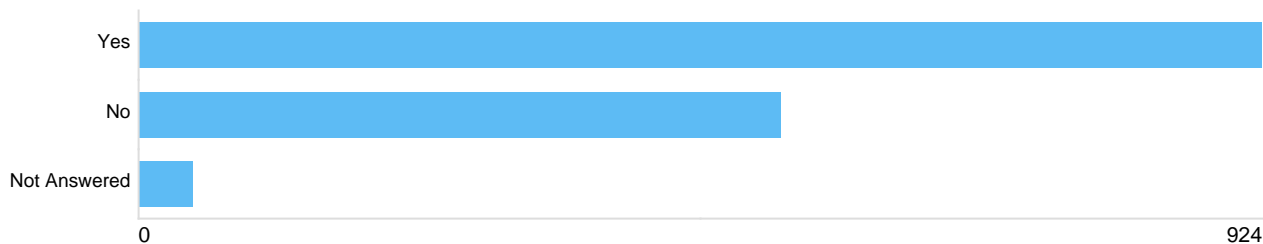
**If you selected other, please specify below**

There were **190** responses to this part of the question.



## Question : Do you agree with this proposal?

### *£1.50 fare disability proposal*



Option	Total	Percent
Yes	924	61.85%
No	527	35.27%
Not Answered	43	2.88%

## Question : If you do not agree, please specify why:

### *Don't agree*

There were **487** responses to this part of the question.

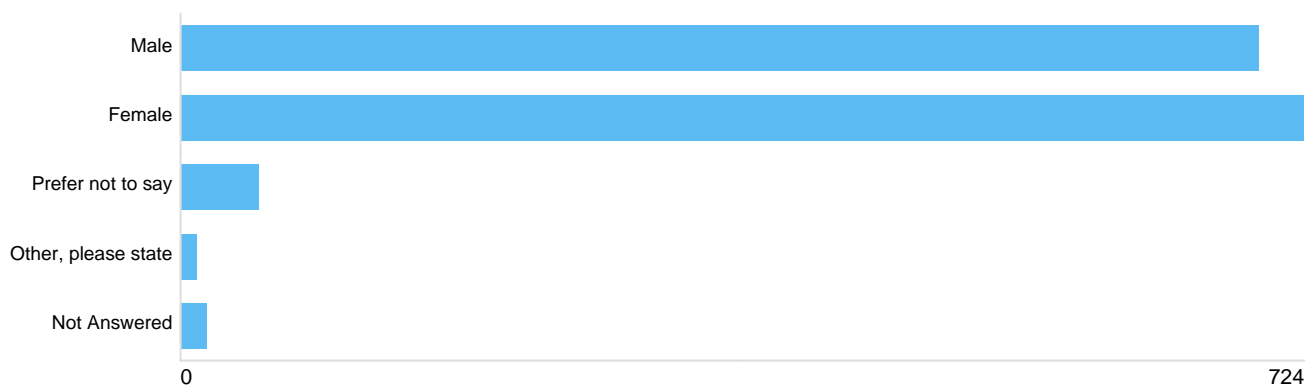
## Question : Do you have other comments about this proposal and/or an alternative suggestion related to the Park & Ride?

### *Other comments/suggestions*

There were **842** responses to this part of the question.

## Question : Your gender:

### *Gender*



Option	Total	Percent
Male	694	46.45%
Female	724	48.46%
Prefer not to say	50	3.35%
Other, please state	10	0.67%
Not Answered	16	1.07%

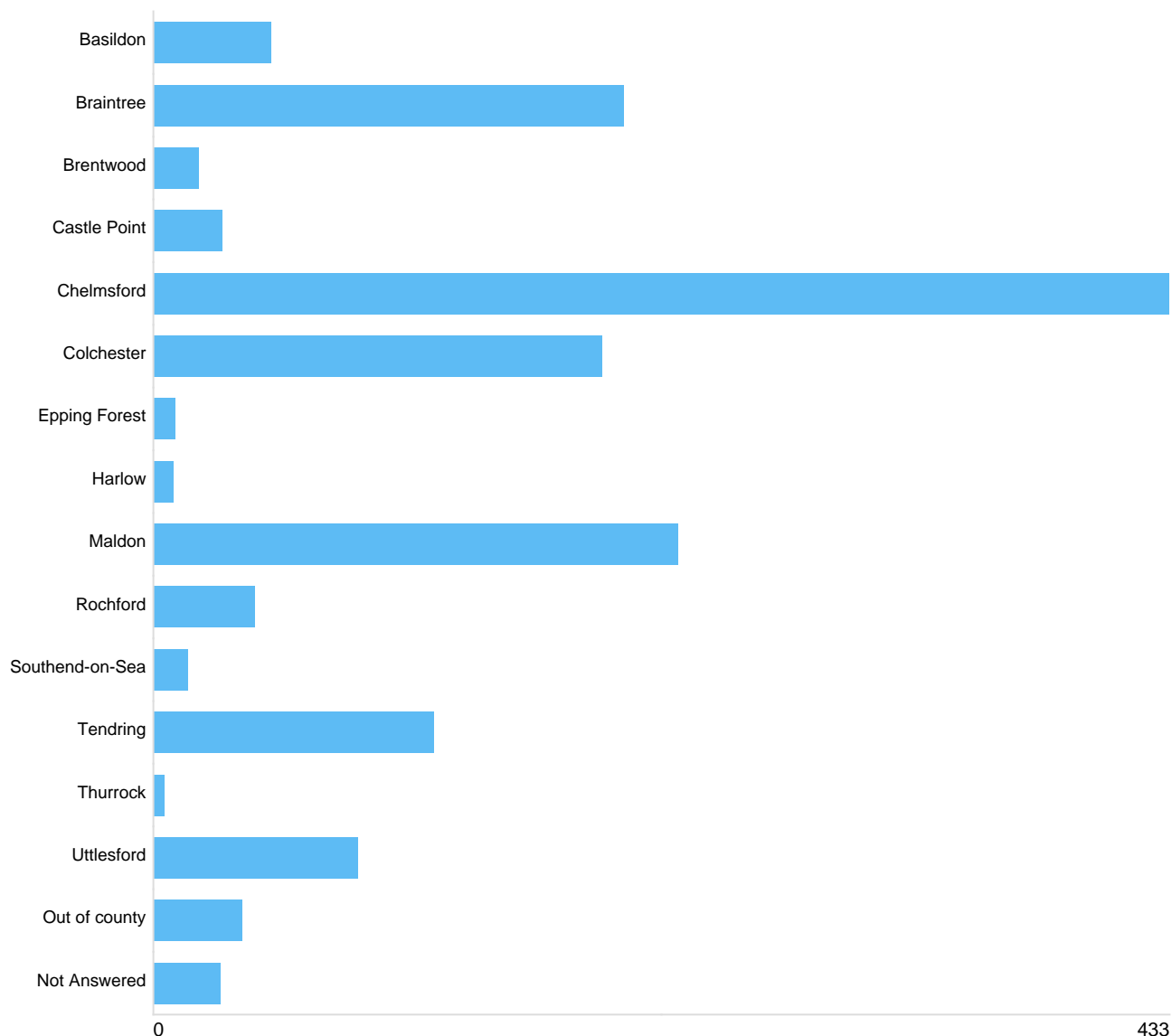
### *If you selected 'other', please state below*

There were **11** responses to this part of the question.



## Question : Where in Essex do you live?

### District

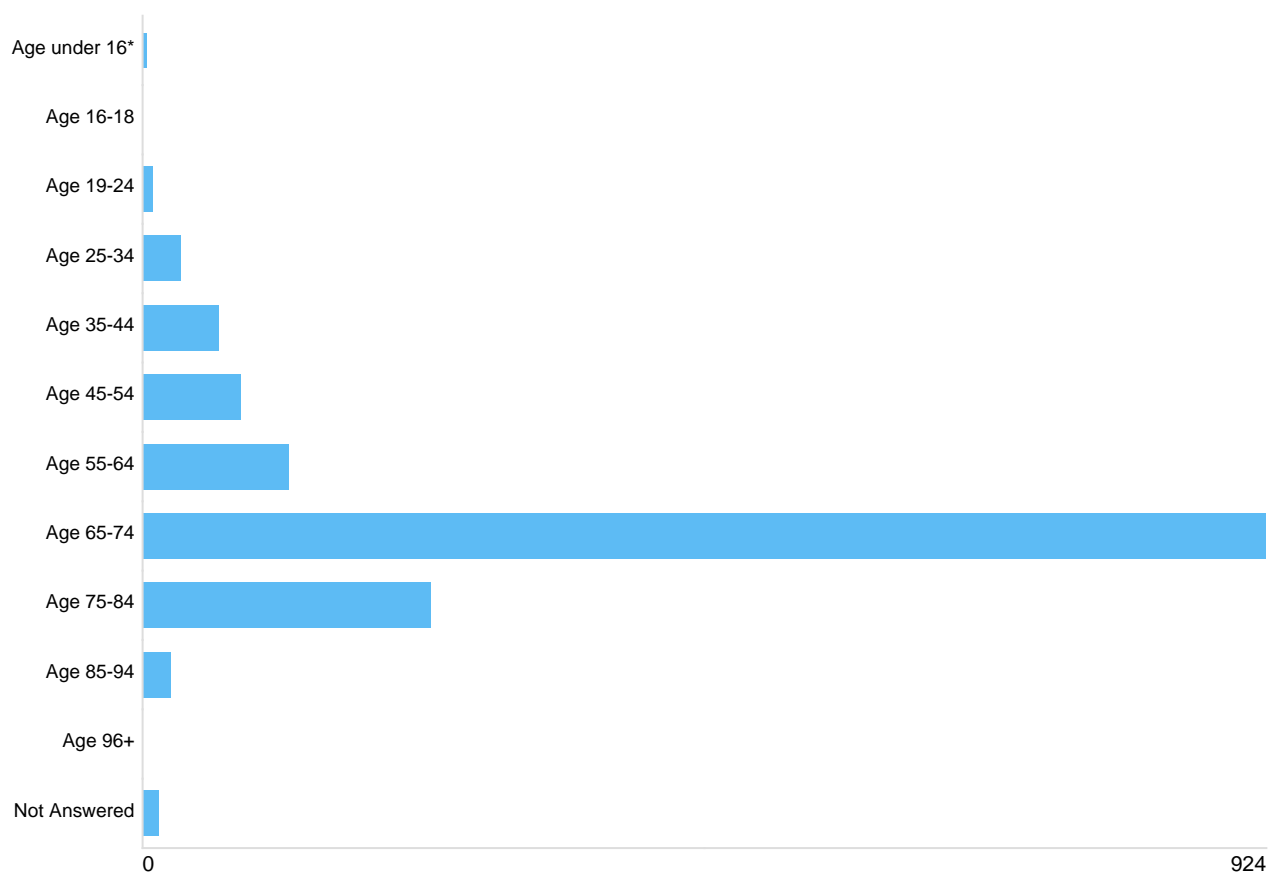




Option	Total	Percent
Basildon	50	3.35%
Braintree	200	13.39%
Brentwood	19	1.27%
Castle Point	29	1.94%
Chelmsford	433	28.98%
Colchester	191	12.78%
Epping Forest	9	0.60%
Harlow	8	0.54%
Maldon	223	14.93%
Rochford	43	2.88%
Southend-on-Sea	14	0.94%
Tendring	119	7.97%
Thurrock	4	0.27%
Uttlesford	87	5.82%
Out of county	37	2.48%
Not Answered	28	1.87%

**Question : Please tell us which age bracket you fall into:**

**Age**







Option	Total	Percent
Age under 16*	1	0.07%
Age 16-18	0	0%
Age 19-24	8	0.54%
Age 25-34	31	2.07%
Age 35-44	61	4.08%
Age 45-54	79	5.29%
Age 55-64	119	7.97%
Age 65-74	924	61.85%
Age 75-84	236	15.80%
Age 85-94	22	1.47%
Age 96+	0	0%
Not Answered	13	0.87%

**Question : Are you responding on behalf of an organisation?**

## Organisation



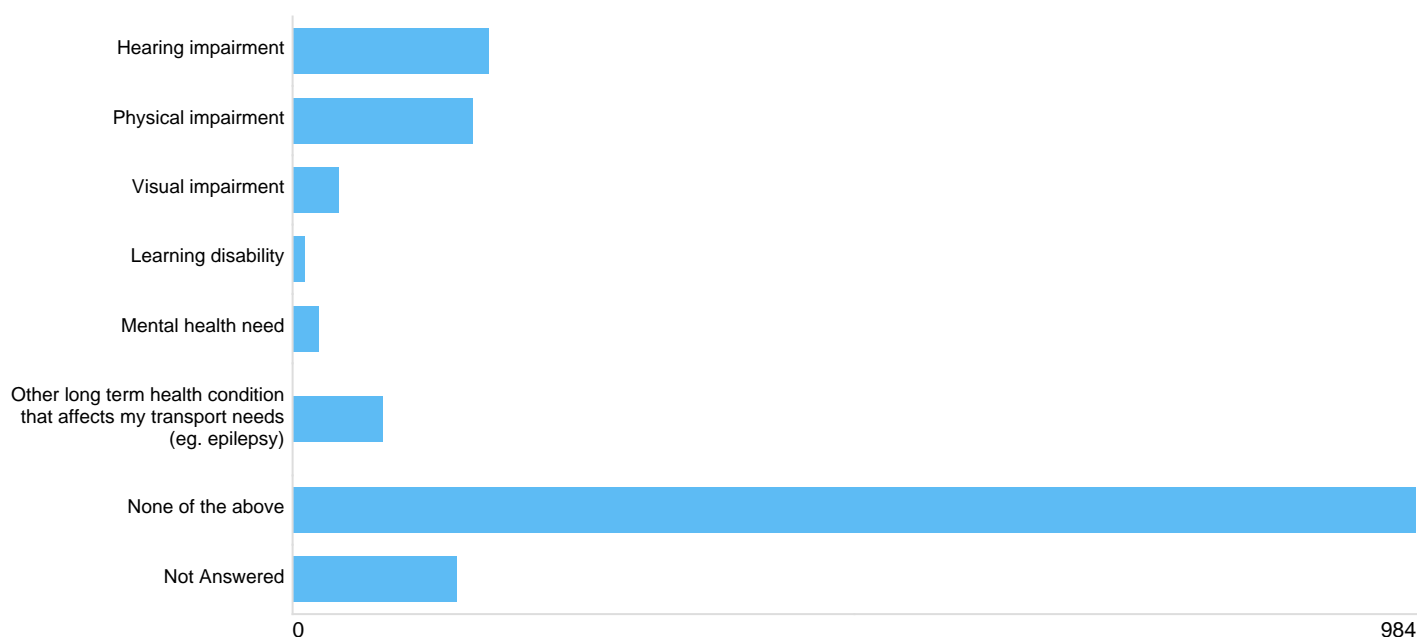
Option	Total	Percent
Yes	10	0.67%
No	1434	95.98%
Not Answered	50	3.35%

**If yes, please state which organisation:**

There were **10** responses to this part of the question.

**Question : Do you consider yourself to have a disability, and if so please tell us what type of disability you have?**

## Disability





Option	Total	Percent
Hearing impairment	170	11.38%
Physical impairment	157	10.51%
Visual impairment	39	2.61%
Learning disability	10	0.67%
Mental health need	22	1.47%
Other long term health condition that affects my transport needs (eg. epilepsy)	78	5.22%
None of the above	984	65.86%
Not Answered	143	9.57%

**Question : If you feel that your personal situation means you would be particularly adversely affected, please explain in the free text box below:**

***Personal situation***

There were **268** responses to this part of the question.