

ESSEX COUNTYWIDE TRAVELLER UNIT: Operations/Performance Update – 20th November 2018




Current performance

Fire Safety



Site Fire Safety Visits

Coverage since inception – October 2012.



Primary sites are either individual sites, or a small geographic area with multiple secondary sites ie Lower Park Road, Wickford is recorded as a primary site, but there are 6 separately owned sites/plots in Lower Park Road, which we record as secondary sites. We have 194 primary sites recorded with 175 in receipt of at least one visit.

Taking the secondary sites into consideration, we have the number of potential sites increasing to 266, hence current coverage to date is 65%




Due to the transient nature of the community, and every changing environment on the site, repeat visits are often required/made, and to date there been:-

250 site fire safety visits completed

Home Fire Safety Visits

Coverage since inception – October 2012 - Home Fire Safety Visits have been delivered to homes in over 35% of the primary sites.



There is no definitive number of the total potential homes to further equate coverage, but estimating 400 possible homes gives a coverage of 67. We have delivered a total of

390 Home Fire Safety Visits across Essex

And issued a total of



Smoke Alarms

Spring / Summer are traditionally the quieter period in terms of delivery of home fire safety visits, however over 60 have been delivered since the previous report in May 2018.

Site Health and Fire Safety Events

Fire safety was the main focus of the 2018 on site events taking place over the Spring/Summer Period across 6 sites – 3 private and 3 local authority.

Overall we engaged with 70 children/young people and adults regarding fire safety on site and in the caravans. We have rolled out the approach reported at the last meeting when delivering advice at Crays Hill School, targeting the children, making it visual and fun.


The recommended fire distance between caravans was given a real life demonstration.



The packs provided to the children covered the major fire safety points but were interactive, with the chance to colour in, but more importantly, at the end of the session, to write down what they had learnt.


A particularly encouraging aspect was that some children who had enjoyed the experience in previous years, had remembered the key point they had previously learnt.


Examples of the children's work on remembering some of the key issues.





What I have learned about Fire Safety

1. Do not leave your phone on charge on your bed.
2. check your fire alarm once a month.
3. Do not have too many things charging.
4. don't go back for your favourite toys.
5. If your clothes are on fire roll around until it stops.
6. get out of the window.
7. Do not play with matches and lighters.
8. touch door if hot jump out of the window.

Name  (O)


Age 


Site 




What I have learned about Fire Safety

1. Keep caravans at least 6 meters apart.
2. Never leave a candle unattended.
3. Never charge your electronics over night as it could cause a fire.
4. If your clothes are flammable stop, drop and roll.
5. If you see a fire call the fire brigade.
6. Caravans can spread fire very quickly.
7. Smoke is very strong so block your nose and mouth.
8. When you see a fire wake everybody and get away.

Name 

Age 

Site 

Fire Safety - Performance

Objective	Scope	Target measure	Target	Timescale / Report period	Total for report period	Performance to date	Time scale
Home fire safety Visit	Approx 400 homes	% of total homes	70%	April 18 to Oct 18	61	67%	Mar 19
Smoke Alarms issue	Approx 400 homes plus roadside	% of complete HFSV	70%	April 18 to Oct 18	26	77%	Mar 19
Site Fire Safety Visits	Approx 206 Sites*	% of total sites	75%	April 18 to Oct 18	3	90%	Mar 19
Provide settled sites data Sheets	Approx 206 Sites*	% of total sites	50%	April 18 to Oct 18	0 – 127 delivered previously	62%	Mar 19
No campaigns this period	County wide	% of total Homes		April 18 to Oct 18	Health and Safety Days x 6		Ongoing
* Site count 206 – based on primary site model.							

Public Health



We are continuing to work to the original performance measures, but also continue to utilise national campaigns to deliver on these outcomes.

Recent and ongoing campaigns include:-

Call 111

NHS

Not sure if you need A&E?

CALL 111

And speak to a highly trained adviser, supported by healthcare professionals

They will assess your symptoms and immediately direct you to the best medical care for you.

For more information visit www.nhs.uk/111

ectu

What's in your drink

WHAT'S IN YOUR DRINK?

WINE

UNITS 2.3 (175ml 12% STANDARD GLASS OF WINE)

UNITS 3.3 (250ml 11% LARGE GLASS OF WINE)

UNITS 10 (1.5% BOTTLE OF WINE)

LAGER

UNITS 2.3 (4% PINT OF LAGER)

UNITS 3.0 (5.2% PINT OF STRONG LAGER/BEER)

UNITS 1.9 (400ml 3.8% CAN OF LAGER)

ALCOPOPS & SPIRITS

UNITS 1.4 (275ml 5% ALCOPOP)

UNITS 1.0 (25ml 40% SINGLE SPIRIT)

RECOMMENDED DAILY LIMITS

2 3 4 5 6 7

UNITS 3-4 2-3

Alcohol Concern Making Sense of Alcohol

ectu

WWW.NHS.UK/ALCOHOL

Stoptober

AND THERE'S MORE

SMOKEFREE APP

Right for you if you want support at your fingertips.

- See how much money you're saving with the savings calculator.
- Get tips to help you combat cravings.

Search Stoptober in the iTunes app store or Google Play store.

SOCIAL MEDIA

Right for you if you're always checking your social feeds.

- Swap tips with others who are quitting.
- Support and advice on Facebook Messenger at any time of the day.

#stoptober @stoptober

EMAIL

Right for you if you'd like to stay focused with daily information and motivational support.

Search Stoptober to sign up.

QUITTING SMOKING IS EASIER WITH THE RIGHT SUPPORT


STOP TOBER

BECAUSE THERE'S ONLY ONE YOU

Public Health England

ectu

Flu Jabs



Diabetes awareness.



Sandiacres Bus – through working with the Family and Wellbeing Hub and Youth Service we now have an outreach bus commencing visits to the site. Residents made suggestions for the the type of support/services they would like delivered, and as a result there will be first aid training sessions delivered. There overarching objective of the bus will be to:-

- Increase communication and build relationship between the families on site and Health and Wellbeing Services.
- Increase positive health outcomes for the families on site.
- Provide positive activities for the children on site through play in a safe a structured environment.
- Through activities such as book sharing, singing and conversation, improve and encourage speech and language development.

The first session occurred on the 4th October.

Oral health – in addition to signposting/facilitating registrations with Dentist, we are also working with Melanie Pomphrett – the Oral Health Improvement Manager for Essex re alternative options to access dental treatment. Melanie will also deliver an oral health session on the above bus, which we hope to role out to other sites.

Health and Safety events

As per the Fire report, 2018 on site events took place over the Spring/Summer Period across 6 sites – 3 private and 3 local authority. In addition to the Fire Safety, the events offered basic health and wellbeing services/signposting covering:-

- Blood pressure monitoring
- Fire safety
- Emergency First aid training
- lifestyle advice
- Smoking cessation
- Weight management

Over 40 people had their **blood pressure checked** across all events. There were a number of immediate referrals to the GP based on outcome. Other discussions took place around lifestyle, health eating as a result of the blood pressure checks.



Over 55 people took advantage of the **First Aid Training**, which was targeted at both children and adults, and included addressing choking, CPR and using a defibrillator as well as potential injuries around use of knives, chainsaws/power tools.

Health

Objective	Sub objective	Scope	Target measure	Target	Timescale / Report period	Performance at previous reporting period	Performance for Report period *	Time scale	Comments
Signposted to received primary Immunisation		Unknown	No.	50	April 18 to October 18	0	31	Mar 19	Total 31
Signposted to receive the flu jabs		Unknown	No.	150	April 18 to October 18	0	192	Mar 19	Total 192
Number confirmed/assisted to register with GP	Permanent	Unknown	No	40	April 18 to October 18	52	34	Mar 19	Total 77
	Temporary	Unknown	No	na	October 18	0	0	Mar 19	Total 0
Number confirmed/assisted to register with Dentist	Permanent	Unknown	No.	50	April 18 to October 18	18	9	Mar 19	Total 26
	Temporary		No.	na	October 18	0	0	Mar 19	
Identified Long Term Condition		Unknown	No.	25	April 18 to October 18	3	0	Mar 19	Total 3

Health cont.									
Objective	Sub objective	Scope	Target measure	Target	Timescale / Report period	Performance at previous reporting period	Performance for Report period	Time scale	Comments
Number referred to stop smoking/alcohol and healthy eating, and Child Safety etc		Unknown	No.	50	April 18 to October 18	37	44	Mar 19	Total 81
Ad hoc Campaigns –									
111		Unknown	No.	na		0	202	Mar 19	Total 191
Stoptober		Unknown	No.	na	April 18 to October 18	0	192	Mar 19	Total 181
Diabetes Awareness		Unknown	No.	na		0	28	Mar 19	Total 28

There is a lot of support/signposting carried out by the outreach team which is not reflected in the above reporting, including direct support to Health Visitors, referrals for specialist support ie Speech and Language , direct support in making and attending medical appointments, mental health referrals, support in obtaining disability aids etc.



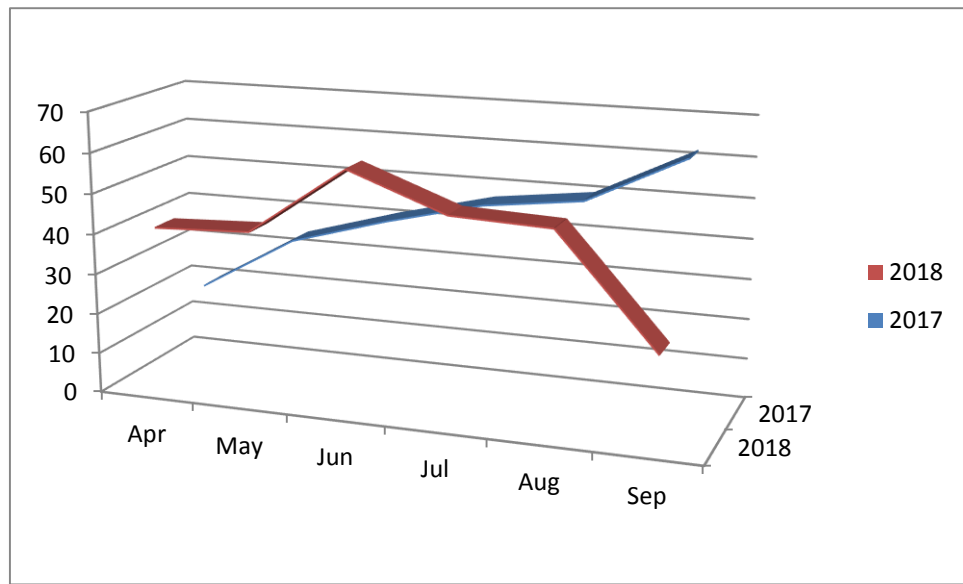
Education

Education								
Objectives	Scope	Target measure	Target	Timescale / Report period	Performance at previous reporting period	Performance for Report period	Time scale	Comments
Number of Children supported into pre-school /school 2 – 16	unknown	No.	150	April 18 to Oct 18	99	162	Mar 19	Total 211
Number of children transferring from primary to secondary	unknown	No.	15	April 18 to Oct 18	14	0	Mar 19	Total 0
Number of young adults supported into further education	unknown	No.	15	April 18 to Oct 18	2	19	Mar 19	Total 17
Number of transport applications Supported	unknown	No.	40	April 18 to Oct 18	22	82	Mar 19	Total 88
Number of 2 year olds funded applications supported	unknown	No.	40	April 18 to Oct 18	0	2	Mar 19	Total 2

There is a lot of additional work that goes on around education in terms of supporting meetings at schools, supporting with uniform issues, bullying issues, attendance meetings and home education.

Unauthorised encampments

At the start of the reporting period we were experiencing above average for the seasonal norms, which continued through to July / August.



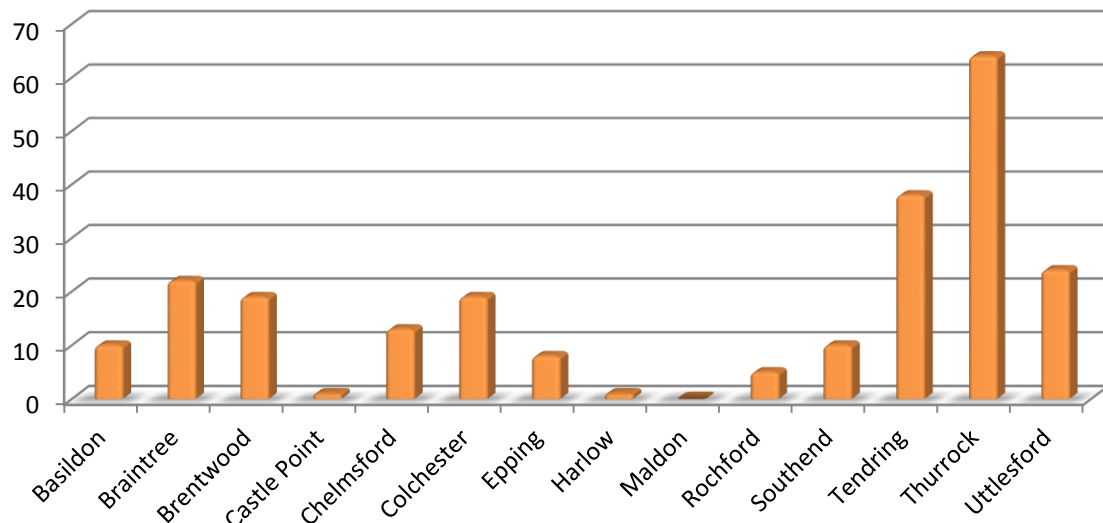
We have, however, seen significant reduction in September with only 22 encampments recorded as opposed to the 62 experienced in the same month in the previous year.

In terms of overall number for the period April to September 2018 we are showing a reduction in the total recorded encampments of 15% based on the same period for 2017. Obviously trends can quickly change if a group move into the area, but at the time of this report we only have 1 live encampment.

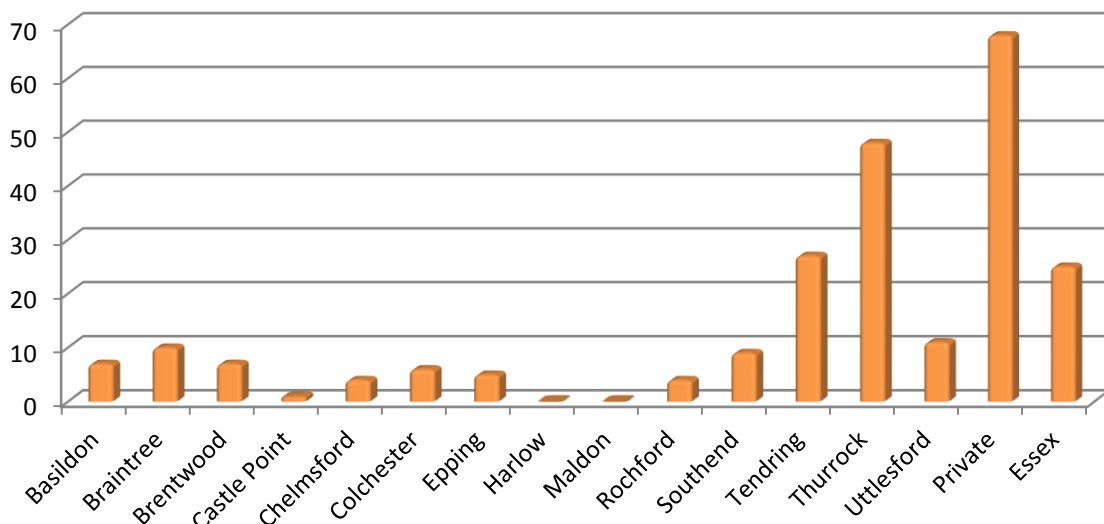
The following charts show UE activity:-

- by district which will include Highways and Private encampments under the district heading
- by Land Owner

Total Reported Encampments By District April to Sept 2018



Total Reported Encampments By Land Owner Apr to Sept 2018



Injunctions

Basildon are in the process of applying for the full injunction following the interim injunction granted.

Thurrock are currently working on an application for their own injunction.

Unauthorised Encampments - Performance						
Objective	sub	Measure	Target	Timescale	Outcome	Comments
UE visited within 1 working day		%	97%	May 18 to Sept 18	99%	2 of the 48 encampments fell outside of target over Christmas.
Encampments resolved through	Negotiated	%	40%		21%	
	Courts	%	60%		51%	
Totals	Section 77/8 Part 55 Section 61 Negotiated	65. 0 13 32	Data Only			
s77's complete within 10 working days		%	100%		100%	
s77's complete within 7 working days		%	90%		94%	
% of encampments where ECTU are involved		%	NA		75%	
Number of encampments	Partner	129	NA			
	Non-partner	14	NA			
	Private	53.	NA			

ECTU Consultation on Future Direction

Final responses received from

Essex Fire and Rescue Service

Braintree, Castle Point, Chelmsford, Colchester, Rochford, Tendring,
Uttlesford. Thurrock and Essex Police.

The core questions were grouped under:-

- Service delivery
- Resourcing/contribution
- Communications
- Co-ordination Role
- External/other opportunities.

As previously reported, there is minimal appetite for significant change to the existing operational delivery set up. A final report will be available for presentation at the Joint Committee.