



**Colchester Borough Council  
Saffron Walden Occupancy Survey**

Colchester Borough Council has comissioned Alpha Parking Ltd to undertake a Parking Occupancy Survey around fifteen roads in Saffron Walden. For each road, the data is presented in a different tab within this document.

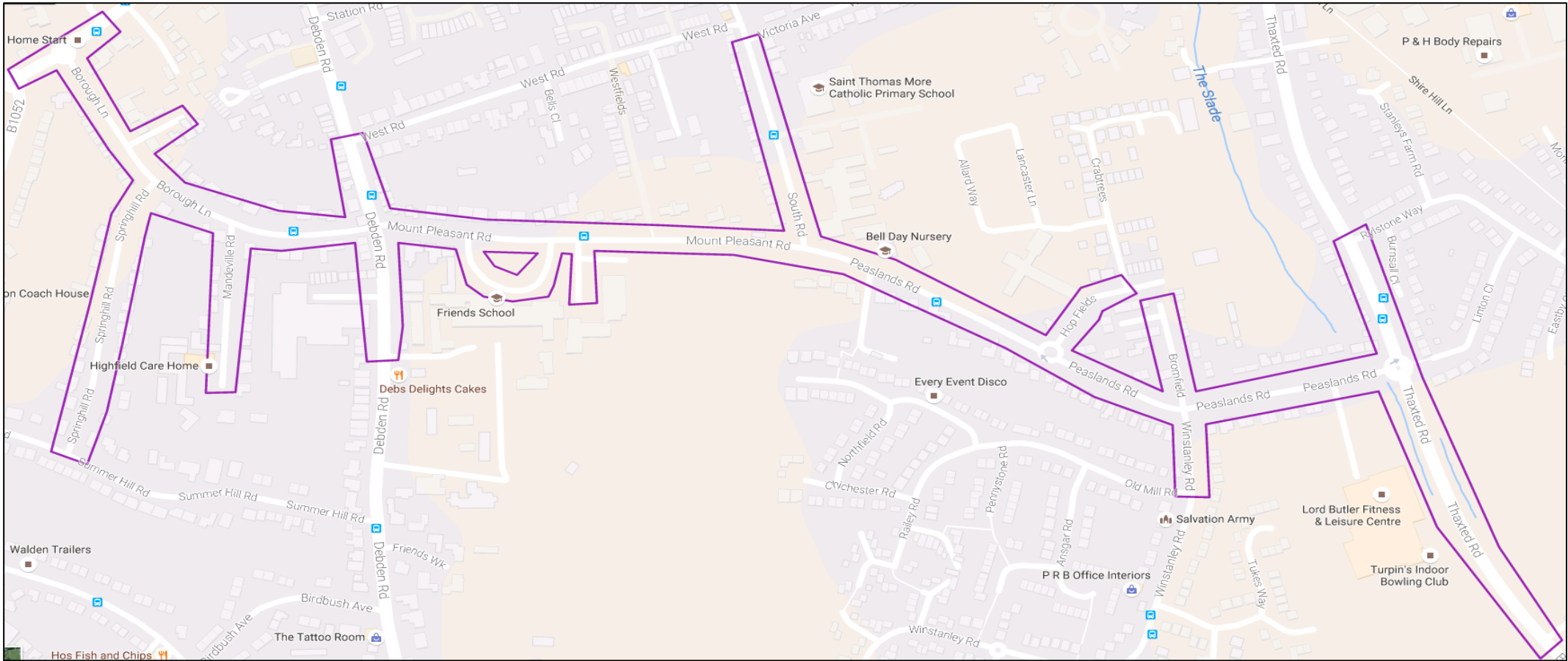
The surveys took place on Thursday 25th & Friday 26th August 2016 with the beats occuring at the following times: 0500hrs, 1000hrs, 1300hrs, 1600hrs and 1900hrs. The amount of vehicles parked were noted and the stress percentage has been calculated.

The number of available "space" has been based on a 5m average vehicle size.

"Space" includes areas which are unrestricted and "safe" for parking as well as ares which are "unsafe", as requested by the Council. Wherever a junction begins or ends and there is "space" we have removed 7.5m due to junction protection.

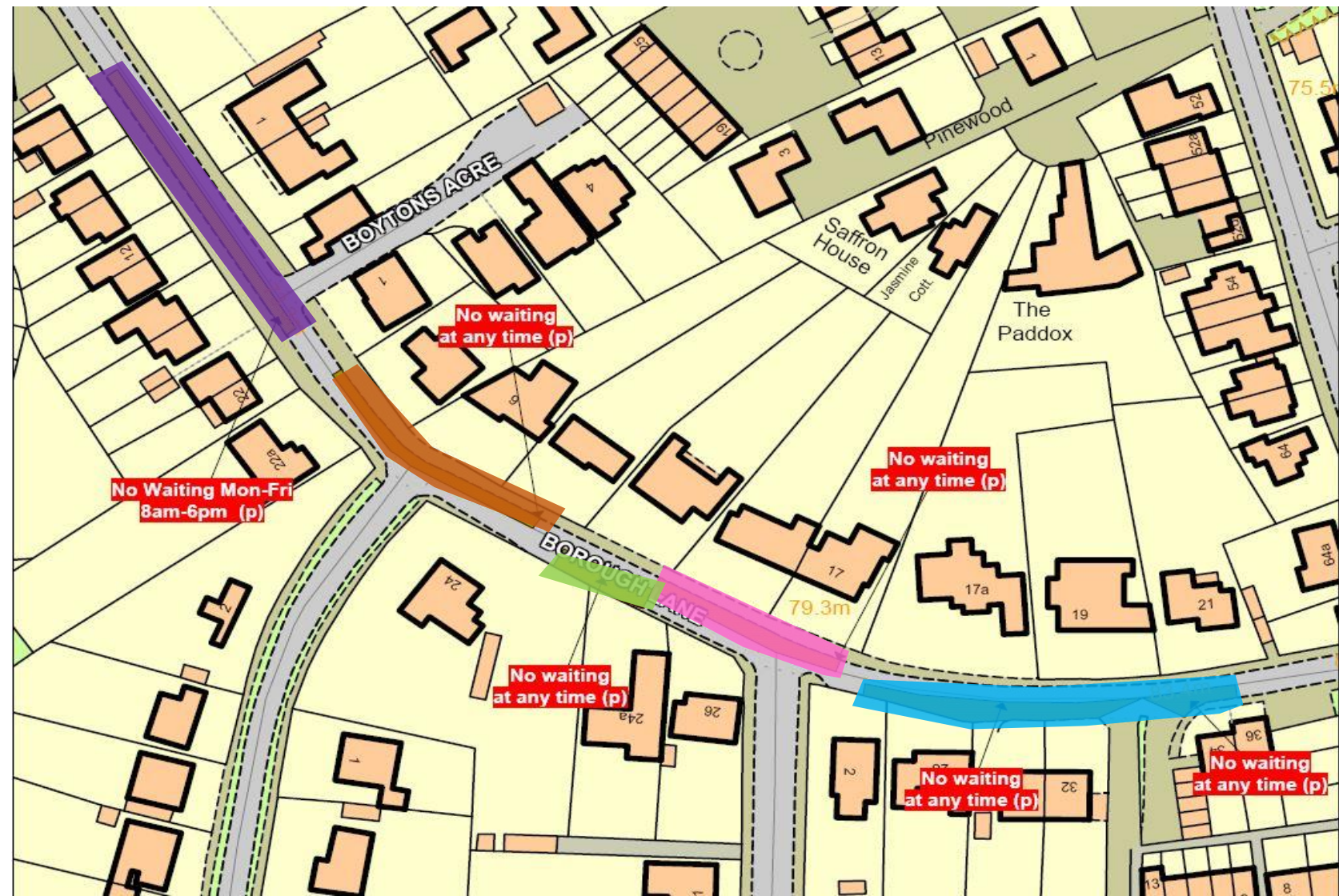
The tabs highlighted in blue present the amount of vehicles parked within the provisional plans. The maps are for Borough Lane, Mount Pleasant and Peaslands Road. We have broken down the restrictions into "places".

**Submission Date: Friday 2nd September 2016**



*The area outlined in purple has been surveyed*

Area : Saffron Walden  
Road : Borough Lane

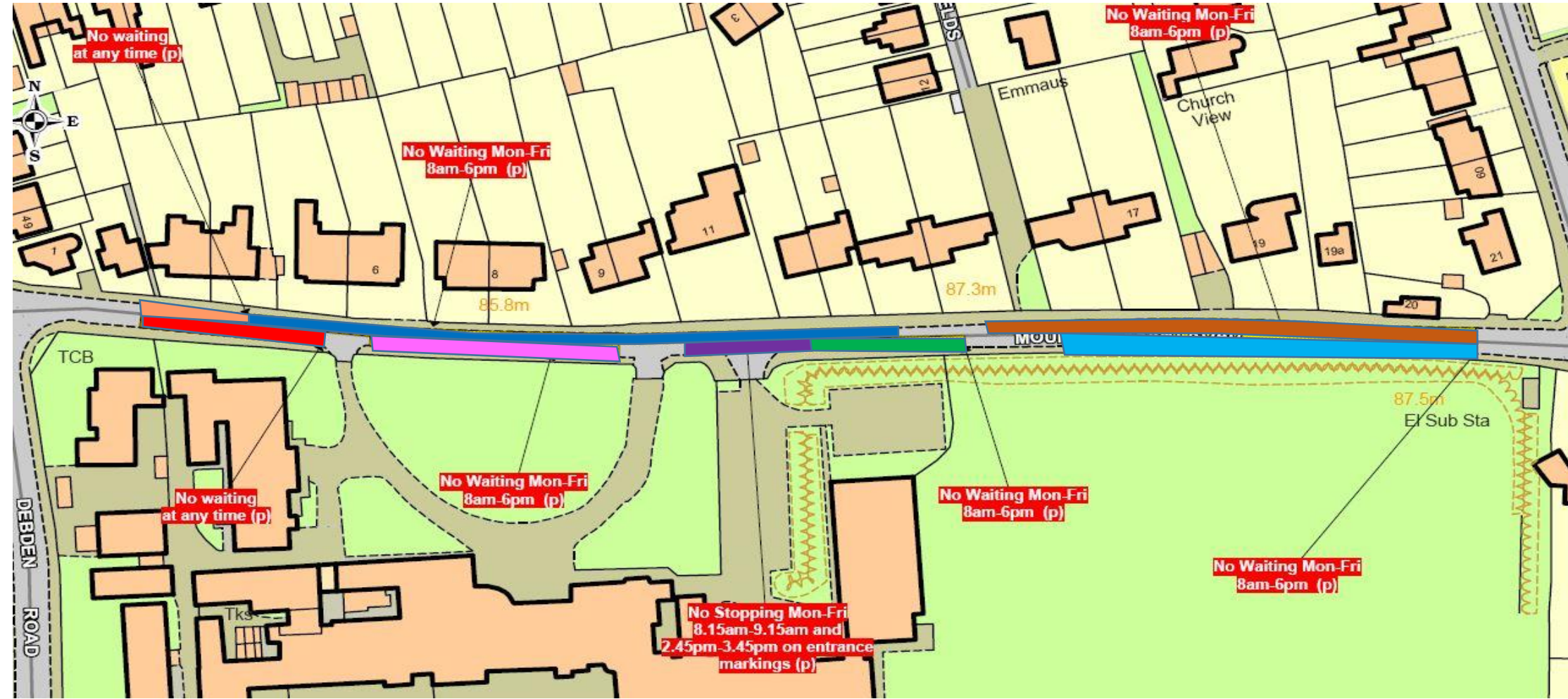


Thursday 25th August 2016						
Map Reference	05:00hrs	10:00hrs	13:00hrs	16:00hrs	19:00hrs	Total
Place 1	0	1	1	1	1	4
Place 2	0	0	0	0	1	1
Place 3	3	2	2	4	3	14
Place 4	0	0	1	0	0	1
Place 5	0	1	0	1	1	3

Friday 26th August 2016						
Map Reference	05:00hrs	10:00hrs	13:00hrs	16:00hrs	19:00hrs	Total
Place 1	0	1	0	0	0	1
Place 2	0	0	0	0	0	0
Place 3	4	2	1	5	2	14
Place 4	0	0	1	0	0	1
Place 5	0	0	0	1	0	1



**Area : Saffron Walden**  
**Roads : Mount Pleasant Road**



Thursday 25th August 2016						
Map Reference	05:00hrs	10:00hrs	13:00hrs	16:00hrs	19:00hrs	Total
Place 1	4	6	5	5	4	24
Place 2	0	0	2	2	2	6
Place 3	0	0	0	3	1	4
Place 4	0	0	0	0	0	0
Place 5	1	1	0	0	0	2
Place 6	0	0	0	0	0	0
Place 7	0	0	0	0	0	0
Place 8	0	0	0	1	1	2

Friday 26th August 2016						
Map Reference	05:00hrs	10:00hrs	13:00hrs	16:00hrs	19:00hrs	Total
Place 1	2	5	4	5	5	21
Place 2	0	3	3	3	3	12
Place 3	0	2	2	2	2	8
Place 4	0	0	0	0	0	0
Place 5	0	0	0	0	0	0
Place 6	0	0	0	0	0	0
Place 7	0	0	0	0	0	0
Place 8	0	0	0	0	0	0



Area : Saffron Walden  
Roads : Peaslands Road/Bromfield/Thaxted Road/Winstanly Road



Thursday 25th August 2016						
Map Reference	05:00hrs	10:00hrs	13:00hrs	16:00hrs	19:00hrs	Total
Place 1	0	1	3	3	3	10
Place 2	1	1	2	2	2	8
Place 3	1	2	3	3	3	12
Place 4	0	0	5	5	4	14
Place 5	8	11	5	5	3	32
Place 6	0	0	0	0	0	0
Place 7	0	1	1	1	1	4
Place 8	0	3	3	4	3	13
Place 9	0	0	2	1	1	4

Friday 26th August 2016						
Map Reference	05:00hrs	10:00hrs	13:00hrs	16:00hrs	19:00hrs	Total
Place 1	0	1	n/a	0	0	1
Place 2	2	2	n/a	1	1	6
Place 3	0	0	n/a	1	1	2
Place 4	2	2	n/a	2	2	8
Place 5	5	5	n/a	6	8	24
Place 6	0	0	n/a	0	0	0
Place 7	1	1	n/a	1	1	4
Place 8	0	2	n/a	3	3	8
Place 9	0	0	n/a	1	0	1

Area : Saffron Walden

Road Name	Parking Place	Space	No. Vehicles Parked																			
			Thursday 25th August 2016										Friday 26th August 2016									
			05:00hrs	Stress %	10:00hrs	Stress %	13:00hrs	Stress %	16:00hrs	Stress %	19:00hrs	Stress %	05:00hrs	Stress %	10:00hrs	Stress %	13:00hrs	Stress %	16:00hrs	Stress %	19:00hrs	Stress %
Borough Lane	Double Yellow Line	0	0	0%	0	0%	0	0%	0	0%	0	0%	0	0%	0	0%	0	0%	0	0%	1	>100%
	Dropped Kerb	0	0	0%	0	0%	1	>100%	1	>100%	1	>100%	0	0%	1	>100%	0	0%	1	0%	1	>100%
	Space	15	3	20%	3	20%	2	13%	4	27%	4	27%	4	27%	2	13%	1	7%	4	27%	1	7%
	Single Yellow Line	0	0	0%	1	>100%	1	>100%	1	>100%	1	>100%	0	0%	0	0%	1	0%	1	0%	0	0%
	Total	15	3	20%	4	27%	4	27%	6	40%	6	40%	4	27%	3	20%	2	13%	6	40%	3	20%

Average per hour	No. Vehicles	Stress %
05:00hrs	4	23%
10:00hrs	4	23%
13:00hrs	3	20%
16:00hrs	6	40%
19:00hrs	5	30%

Stress Colour Code Key		
Very High		80% +
High		70% - 79%
Medium to high		60% - 69%
Low to Medium		50% - 59%
Very Low		0% - 49%

Area : Saffron Walden

Road Name	Parking Place	Space	No. Vehicles Parked																			
			Thursday 25th August 2016										Friday 26th August 2016									
			05:00hrs	Stress %	10:00hrs	Stress %	13:00hrs	Stress %	16:00hrs	Stress %	19:00hrs	Stress %	05:00hrs	Stress %	10:00hrs	Stress %	13:00hrs	Stress %	16:00hrs	Stress %	19:00hrs	Stress %
Boytons Acre	Space	26	0	0%	1	4%	1	4%	0	0%	1	4%	0	0%	0	0%	0	0%	0	0%	0	0%

Average per hour	No. Vehicles	Stress %
05:00hrs	0	0%
10:00hrs	1	2%
13:00hrs	1	2%
16:00hrs	0	0%
19:00hrs	1	2%

Stress Colour Code Key		
Very High		80% +
High		70% - 79%
Medium to high		60% - 69%
Low to Medium		50% - 59%
Very Low		0% - 49%



Area : Saffron Walden

Road Name	Parking Place	Space	No. Vehicles Parked																			
			Thursday 25th August 2016										Friday 26th August 2016									
			05:00hrs	Stress %	10:00hrs	Stress %	13:00hrs	Stress %	16:00hrs	Stress %	19:00hrs	Stress %	05:00hrs	Stress %	10:00hrs	Stress %	13:00hrs	Stress %	16:00hrs	Stress %	19:00hrs	Stress %
Bromfield	Disabled	1	0	0%	1	100%	0	0%	1	100%	1	100%	1	100%	0	0%	0	0%	1	100%	1	100%
	Dropped Kerb	0	0	0%	0	0%	0	0%	0	0%	0	0%	0	0%	1	>100%	0	0%	0	0%	0	0%
	Space	23	11	48%	9	39%	9	39%	8	35%	9	39%	11	48%	9	39%	9	39%	12	52%	8	35%
	Total	24	11	46%	10	42%	9	38%	9	38%	10	42%	12	50%	10	42%	9	38%	13	54%	9	38%

Average per hour	No. Vehicles	Stress %
05:00hrs	12	48%
10:00hrs	10	42%
13:00hrs	9	38%
16:00hrs	11	46%
19:00hrs	10	40%

Stress Colour Code Key		
Very High		80% +
High		70% - 79%
Medium to high		60% - 69%
Low to Medium		50% - 59%
Very Low		0% - 49%

Area : Saffron Walden

Road Name	Parking Place	Space	No. Vehicles Parked																			
			Thursday 25th August 2016										Friday 26th August 2016									
			05:00hrs	Stress %	10:00hrs	Stress %	13:00hrs	Stress %	16:00hrs	Stress %	19:00hrs	Stress %	05:00hrs	Stress %	10:00hrs	Stress %	13:00hrs	Stress %	16:00hrs	Stress %	19:00hrs	Stress %
Debden Road	Dropped Kerb	0	0	0%	1	>100%	0	0%	0	0%	0	0%	0	0%	0	0%	1	>100%	0	0%	0	0%
	Single Yellow Line	0	0	0%	0	0%	0	0%	0	0%	1	>100%	0	0%	0	0%	0	0%	0	0%	0	0%
	Space	2	0	0%	1	50%	0	0%	0	0%	0	0%	1	50%	0	0%	0	0%	0	0%	0	0%
	Total	2	0	0%	2	100%	0	0%	0	0%	1	50%	1	50%	0	0%	1	50%	0	0%	0	0%

Average per hour	No. Vehicles	Stress %
05:00hrs	1	25%
10:00hrs	1	50%
13:00hrs	1	25%
16:00hrs	0	0%
19:00hrs	1	25%

Stress Colour Code Key		
Very High		80% +
High		70% - 79%
Medium to high		60% - 69%
Low to Medium		50% - 59%
Very Low		0% - 49%



Area : Saffron Walden

Road Name	Parking Place	Space	No. Vehicles Parked																			
			Thursday 25th August 2016										Friday 26th August 2016									
			05:00hrs	Stress %	10:00hrs	Stress %	13:00hrs	Stress %	16:00hrs	Stress %	19:00hrs	Stress %	05:00hrs	Stress %	10:00hrs	Stress %	13:00hrs	Stress %	16:00hrs	Stress %	19:00hrs	Stress %
Friends School - part of Mount Pleasant	Space	12	10	83%	10	83%	10	83%	10	83%	11	92%	13	108%	11	92%	10	83%	10	83%	13	108%

Average per hour	No. Vehicles	Stress %
05:00hrs	12	96%
10:00hrs	11	88%
13:00hrs	10	83%
16:00hrs	10	83%
19:00hrs	12	100%

Stress Colour Code Key		
Very High		80% +
High		70% - 79%
Medium to high		60% - 69%
Low to Medium		50% - 59%
Very Low		0% - 49%

Area : Saffron Walden

Road Name	Parking Place	Space	No. Vehicles Parked																			
			Thursday 25th August 2016										Friday 26th August 2016									
			05:00hrs	Stress %	10:00hrs	Stress %	13:00hrs	Stress %	16:00hrs	Stress %	19:00hrs	Stress %	05:00hrs	Stress %	10:00hrs	Stress %	13:00hrs	Stress %	16:00hrs	Stress %	19:00hrs	Stress %
Hop Fields	Space	28	2	7%	6	21%	3	11%	6	21%	2	7%	3	11%	5	18%	6	21%	6	21%	3	11%

Average per hour	No. Vehicles	Stress %
05:00hrs	3	9%
10:00hrs	6	20%
13:00hrs	5	16%
16:00hrs	6	21%
19:00hrs	3	9%

Stress Colour Code Key		
Very High		80% +
High		70% - 79%
Medium to high		60% - 69%
Low to Medium		50% - 59%
Very Low		0% - 49%

Area : Saffron Walden

Road Name	Parking Place	Space	No. Vehicles Parked																			
			Thursday 25th August 2016										Friday 26th August 2016									
			05:00hrs	Stress %	10:00hrs	Stress %	13:00hrs	Stress %	16:00hrs	Stress %	19:00hrs	Stress %	05:00hrs	Stress %	10:00hrs	Stress %	13:00hrs	Stress %	16:00hrs	Stress %	19:00hrs	Stress %
London Road	Space	25	0	0%	1	4%	1	4%	0	0%	2	8%	1	4%	1	4%	0	0%	0	0%	0	0%

Average per hour	No. Vehicles	Stress %
05:00hrs	1	2%
10:00hrs	1	4%
13:00hrs	1	2%
16:00hrs	0	0%
19:00hrs	1	4%

Stress Colour Code Key		
Very High		80% +
High		70% - 79%
Medium to high		60% - 69%
Low to Medium		50% - 59%
Very Low		0% - 49%



Area : Saffron Walden

Road Name	Parking Place	Space	No. Vehicles Parked																			
			Thursday 25th August 2016										Friday 26th August 2016									
			05:00hrs	Stress %	10:00hrs	Stress %	13:00hrs	Stress %	16:00hrs	Stress %	19:00hrs	Stress %	05:00hrs	Stress %	10:00hrs	Stress %	13:00hrs	Stress %	16:00hrs	Stress %	19:00hrs	Stress %
Mandville Road	Dropped Kerb	0	0	0%	0	0%	0	0%	0	0%	0	0%	0	0%	0	0%	3	>100%	1	>100%	0	0%
	Space	36	17	47%	19	53%	19	53%	15	42%	16	44%	22	61%	24	67%	21	58%	25	69%	25	69%
	Total	36	17	47%	19	53%	19	53%	15	42%	16	44%	22	61%	24	67%	24	67%	26	72%	25	69%

Average per hour	No. Vehicles	Stress %
05:00hrs	20	54%
10:00hrs	22	60%
13:00hrs	22	60%
16:00hrs	21	57%
19:00hrs	21	57%

Stress Colour Code Key		
Very High		80% +
High		70% - 79%
Medium to high		60% - 69%
Low to Medium		50% - 59%
Very Low		0% - 49%

Area : Saffron Walden

Road Name	Parking Place	Space	No. Vehicles Parked																			
			Thursday 25th August 2016										Friday 26th August 2016									
			05:00hrs	Stress %	10:00hrs	Stress %	13:00hrs	Stress %	16:00hrs	Stress %	19:00hrs	Stress %	05:00hrs	Stress %	10:00hrs	Stress %	13:00hrs	Stress %	16:00hrs	Stress %	19:00hrs	Stress %
Mount Pleasant Road	Dropped Kerb	0	0	0%	0	0%	0	0%	0	0%	0	0%	0	0%	5	>100%	5	>100%	5	>100%	5	>100%
	Space	60	5	8%	7	12%	7	12%	11	18%	8	13%	4	7%	5	8%	4	7%	5	8%	5	8%
	Total	60	5	8%	7	12%	7	12%	11	18%	8	13%	4	7%	10	17%	9	15%	10	17%	10	17%

Average per hour	No. Vehicles	Stress %
05:00hrs	5	8%
10:00hrs	9	14%
13:00hrs	8	13%
16:00hrs	11	18%
19:00hrs	9	15%

Stress Colour Code Key		
Very High		80% +
High		70% - 79%
Medium to high		60% - 69%
Low to Medium		50% - 59%
Very Low		0% - 49%

Area : Saffron Walden

Road Name	Parking Place	Space	No. Vehicles Parked																			
			Thursday 25th August 2016										Friday 26th August 2016									
			05:00hrs	Stress %	10:00hrs	Stress %	13:00hrs	Stress %	16:00hrs	Stress %	19:00hrs	Stress %	05:00hrs	Stress %	10:00hrs	Stress %	13:00hrs	Stress %	16:00hrs	Stress %	19:00hrs	Stress %
Peaslands Road	Dropped Kerb	0	0	0%	4	>100%	7	>100%	9	>100%	9	>100%	2	>100%	6	>100%	n/a		5	>100%	4	>100%
	Space	94	9	10%	14	15%	16	17%	14	15%	11	12%	8	9%	7	7%	n/a		10	11%	12	13%
	Total	94	9	10%	18	19%	23	24%	23	24%	20	21%	10	11%	13	14%	n/a		15	16%	16	17%

Average per hour	No. Vehicles	Stress %
05:00hrs	10	10%
10:00hrs	16	16%
13:00hrs	23	24%
16:00hrs	19	20%
19:00hrs	18	19%

Stress Colour Code Key		
Very High		80% +
High		70% - 79%
Medium to high		60% - 69%
Low to Medium		50% - 59%
Very Low		0% - 49%



Area : Saffron Walden

Road Name	Parking Place	Space	No. Vehicles Parked																			
			Thursday 25th August 2016										Friday 26th August 2016									
			05:00hrs	Stress %	10:00hrs	Stress %	13:00hrs	Stress %	16:00hrs	Stress %	19:00hrs	Stress %	05:00hrs	Stress %	10:00hrs	Stress %	13:00hrs	Stress %	16:00hrs	Stress %	19:00hrs	Stress %
South Road	Dropped Kerb	0	0	0%	1	>100%	1	>100%	1	>100%	1	>100%	0	0%	0	0%	0	0%	0	0%	0	0%
	Single Yellow Line	0	3	>100%	4	>100%	3	>100%	4	>100%	4	>100%	8	>100%	6	>100%	4	>100%	7	>100%	8	>100%
	Space	21	0	0%	4	19%	4	19%	4	19%	3	14%	1	5%	0	0%	2	10%	2	10%	1	5%
	Total	21	3	14%	9	43%	8	38%	9	43%	8	38%	9	43%	6	29%	6	29%	9	43%	9	43%

Average per hour	No. Vehicles	Stress %
05:00hrs	6	29%
10:00hrs	8	36%
13:00hrs	7	33%
16:00hrs	9	43%
19:00hrs	9	40%

Stress Colour Code Key		
Very High		80% +
High		70% - 79%
Medium to high		60% - 69%
Low to Medium		50% - 59%
Very Low		0% - 49%

Area : Saffron Walden

Road Name	Parking Place	Space	No. Vehicles Parked																			
			Thursday 25th August 2016										Friday 26th August 2016									
			05:00hrs	Stress %	10:00hrs	Stress %	13:00hrs	Stress %	16:00hrs	Stress %	19:00hrs	Stress %	05:00hrs	Stress %	10:00hrs	Stress %	13:00hrs	Stress %	16:00hrs	Stress %	19:00hrs	Stress %
Southern Loop	Space	46	12	26%	20	43%	15	33%	12	26%	12	26%	16	35%	14	30%	16	35%	15	33%	14	30%

Average per hour	No. Vehicles	Stress %
05:00hrs	14	30%
10:00hrs	17	37%
13:00hrs	16	34%
16:00hrs	14	29%
19:00hrs	13	28%

Stress Colour Code Key		
Very High		80% +
High		70% - 79%
Medium to high		60% - 69%
Low to Medium		50% - 59%
Very Low		0% - 49%

Area : Saffron Walden

Road Name	Parking Place	Space	No. Vehicles Parked																			
			Thursday 25th August 2016										Friday 26th August 2016									
			05:00hrs	Stress %	10:00hrs	Stress %	13:00hrs	Stress %	16:00hrs	Stress %	19:00hrs	Stress %	05:00hrs	Stress %	10:00hrs	Stress %	13:00hrs	Stress %	16:00hrs	Stress %	19:00hrs	Stress %
Spring Hill Road	Dropped Kerb	0	0	0%	0	0%	1	>100%	0	0%	2	>100%	0	0%	0	0%	1	>100%	0	0%	1	>100%
	Space	60	11	18%	11	18%	15	25%	16	27%	13	22%	17	28%	17	28%	22	37%	17	28%	20	33%
	Total	60	11	18%	11	18%	16	27%	16	27%	15	25%	17	28%	17	28%	23	38%	17	28%	21	35%

Average per hour	No. Vehicles	Stress %
05:00hrs	14	23%
10:00hrs	14	23%
13:00hrs	20	33%
16:00hrs	17	28%
19:00hrs	18	30%

Stress Colour Code Key		
Very High		80% +
High		70% - 79%
Medium to high		60% - 69%
Low to Medium		50% - 59%
Very Low		0% - 49%



Area : Saffron Walden

Road Name	Parking Place	Space	No. Vehicles Parked																			
			Thursday 25th August 2016										Friday 26th August 2016									
			05:00hrs	Stress %	10:00hrs	Stress %	13:00hrs	Stress %	16:00hrs	Stress %	19:00hrs	Stress %	05:00hrs	Stress %	10:00hrs	Stress %	13:00hrs	Stress %	16:00hrs	Stress %	19:00hrs	Stress %
Thaxted Road	Bus Stop	0	0	0%	0	0%	1	>100%	1	>100%	1	>100%	0	0%	0	0%	0	0%	0	0%	0	0%
	Dropped Kerb	0	0	0%	0	0%	1	>100%	1	>100%	1	>100%	0	0%	0	0%	0	0%	0	0%	0	0%
	Space	114	1	1%	3	3%	2	2%	3	3%	4	4%	4	4%	3	3%	4	4%	2	2%	4	4%
	Total	114	1	1%	3	3%	4	4%	5	4%	6	5%	4	4%	3	3%	4	4%	2	2%	4	4%

Average per hour	No. Vehicles	Stress %
05:00hrs	3	2%
10:00hrs	3	3%
13:00hrs	4	4%
16:00hrs	4	3%
19:00hrs	5	4%

Stress Colour Code Key		
Very High		80% +
High		70% - 79%
Medium to high		60% - 69%
Low to Medium		50% - 59%
Very Low		0% - 49%

Area : Saffron Walden

Road Name	Parking Place	Space	No. Vehicles Parked																			
			Thursday 25th August 2016										Friday 26th August 2016									
			05:00hrs	Stress %	10:00hrs	Stress %	13:00hrs	Stress %	16:00hrs	Stress %	19:00hrs	Stress %	05:00hrs	Stress %	10:00hrs	Stress %	13:00hrs	Stress %	16:00hrs	Stress %	19:00hrs	Stress %
Winstanly Road	Dropped Kerb	0	0	0%	1	>100%	0	0%	1	>100%	0	0%	0	0%	2	0%	0	0%	0	0%	1	>100%
	Space	8	1	13%	1	13%	1	13%	1	13%	1	13%	0	0%	0	0%	0	0%	1	13%	0	0%
	Total	8	1	13%	2	25%	1	13%	2	25%	1	13%	0	0%	2	25%	0	0%	1	13%	1	13%

Average per hour	No. Vehicles	Stress %
05:00hrs	1	6%
10:00hrs	2	25%
13:00hrs	1	6%
16:00hrs	2	19%
19:00hrs	1	13%

Stress Colour Code Key		
Very High		80% +
High		70% - 79%
Medium to high		60% - 69%
Low to Medium		50% - 59%
Very Low		0% - 49%