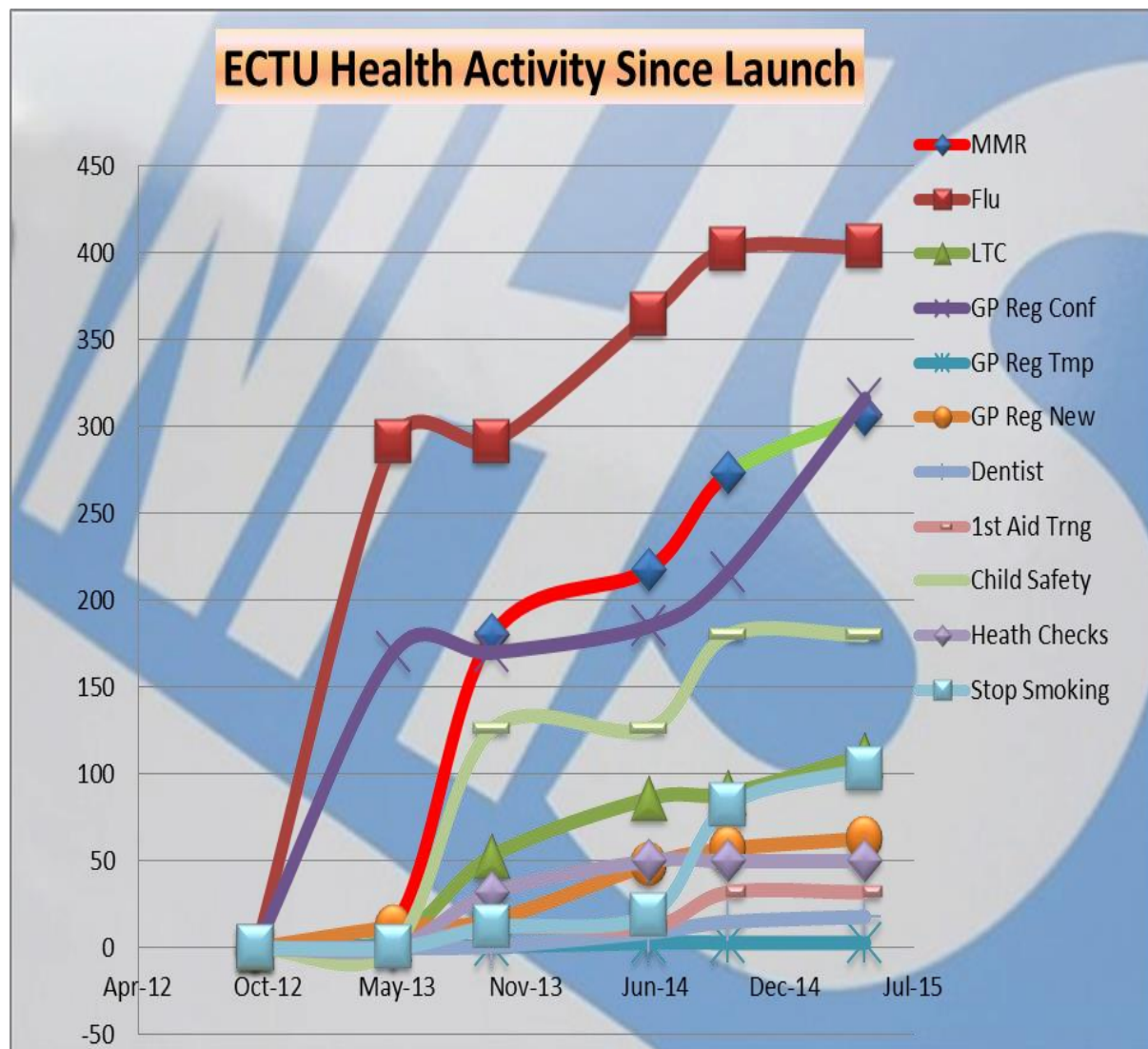


Joint Committee Report – 9th June 2015

The following report covers ECTU operations to date with achievements to date stated in brackets, including the updated position from the last Joint Committee presentation in December 2014. NB: A zero stated in the statistics denotes no contacts/referrals made to date.

Health

Supporting and signposting families on key health issues through:



Inoculations/Immunisations (December 2014 reported figure in brackets)

- MMR outreach to 307 (273) families
- Flu – outreach to over 40 sites, 403 (402) families (primary promotion period Autumn)

GP / Dentist Registrations (December 2014 reported figure in brackets)

- 301 (216) families have been confirmed registered with GP
- 63 (57) new registrations
- 16 (11) families referred to Health Visitors re health and ante natal care issues
- 16 (15) new families registered to dentists including 3 emergency dental treatments

Long Term Conditions - 111 (89) identified to date with LTCs including diabetics, asthmatics, arthritics, heart, cancer etc. There are high levels of stress/depression in the community, although these figures only identify more extreme cases.

Stop Smoking – 103 (82) families supported / signposted re stop smoking through promotion/request.

Reduction in childhood accidents – 180 (54) families directly supported with information /guidance on reducing childhood accidents.

Diabetes awareness – 64 (56) families' directly supported/provided information/sign posted re diabetes awareness/treatment.

First Aid training – promoted to 32 (20) families.

Health – other

General support with Health Visitors 57 (49)

Referrals to Social care – 10 (0)

Supporting 14 (10) families re mental health issues

Upcoming events

Some of the outreach activities are best served during the spring/summer in order to optimise outreach. The following areas, activity have not increases in the reporting period, but are likely to be addressed at upcoming events, or on an ad hoc basis.

Men's health – 0 (22) men approached/supported with specific information/material relating to men's health/improvement/self checking etc.

Healthy eating - Promoted/support 0 (58) families in the form of specialised materials and support.



The current scheduled events are:-

SMILE month - oral health to be delivered across minimum of three sites w/b 18th May

Healthy heart to be delivered across three sites w/b 1st June

Healthy Heart



Healthy You



Child Safety to be delivered across three sites w/b 8th June

The events list will be expanded as the season progresses.

Case Study 1 – Health Case Study one

Family with adult child with severe disabilities no facilities/adaptations, therefore ECTU made social care referral and OT referral. We continued over period of several months to e mail and liaise with SC and OT to try and ensure that required equipment and day care put in place, and booked a joint visit with Social Worker.

Outcome: Some equipment is now in place, ramp in process for safe access and day care facility now been visited and awaiting start date.

Case Study 2 – Health Case Study two.

A 16 year old girl has moved to Essex and is living on a piece of land, looking after the animals belonging to the owner who has gone abroad for an indeterminate time. She has left the family home as her mother is an alcoholic.

She has a chronic eye condition and she needed an urgent appointment with an optician in order to be referred to a specialist. I arranged the appointment to the optician and she has her referral.

She also suffers from depression and anxiety and I accompanied her to the GP and helped her complete the registration forms.

I have given her advice on how to claim benefits and have offered to accompany her to the office if necessary.

She is considering making an application to college when she is more settled.

Indicator	Sub Division	May 13	Oct 13	May 14	Oct 14	May 15	Total
Facilitated to received primary Immunisation		50	130	38	53	34	307
	Through domiciliary team	11*	20	0	0	0	31
Facilitated to receive the flu jabs		291	n/a	73	38	1	403
Pregnant women facilitated to access Ante-Natal	Under 12 weeks	Not reported	0	1	0	0	1
	Over 12 weeks	Not reported	4	16	1	2	23
Identified as having Long Term condition (LTC)		8	45	33	3	22	111
LTC's receiving flu jab		5	n/a	n/a	0	0	5
Number assisted to register with GP	Permanent	13	3	32	9	6	63
	Temporary	1	0	2	0	1	4
Health checks facilitated		Not reported	26	0	0	0	26
Number referred to stop smoking		Not reported	6	14	63	21	103
	Pregnant		0	0	0	1	1
		* 11 referred to domiciliary, but were unable to fulfil due to lack of availability of domiciliary service					

Education (December 2014 reported figure in brackets)

Education is cyclical, in that there are certain time frames for completing various school applications. In addition to the main figures below, work is carried out around school appeals, working with Educational Welfare Officers around attendance issues and child protection issues

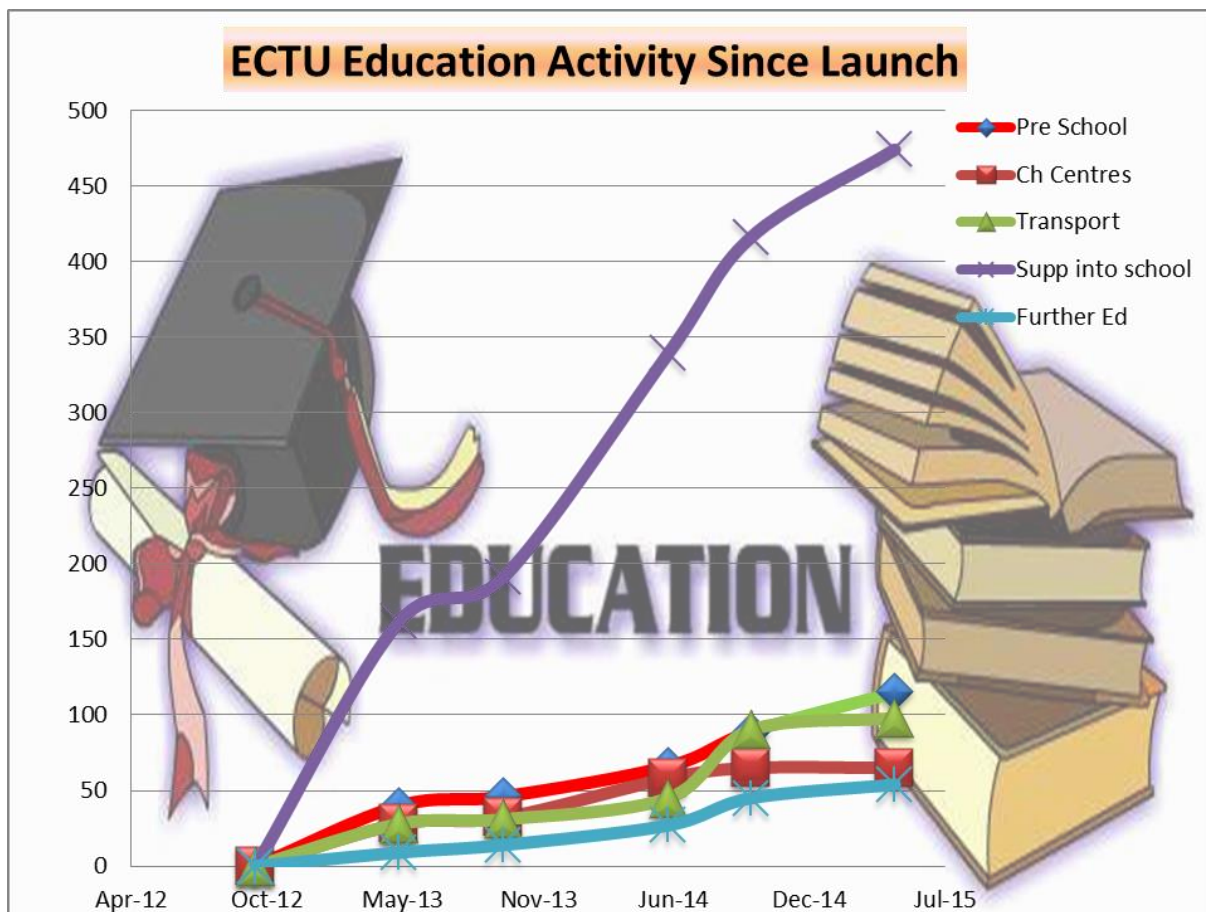
474 (416) children supported into school

115 (89) 2yr olds funded and placed in pre school

65 (65) new families register with Childrens Centres

98 (90) School Transport applications

54 (45) young people supported into further education/apprenticeship



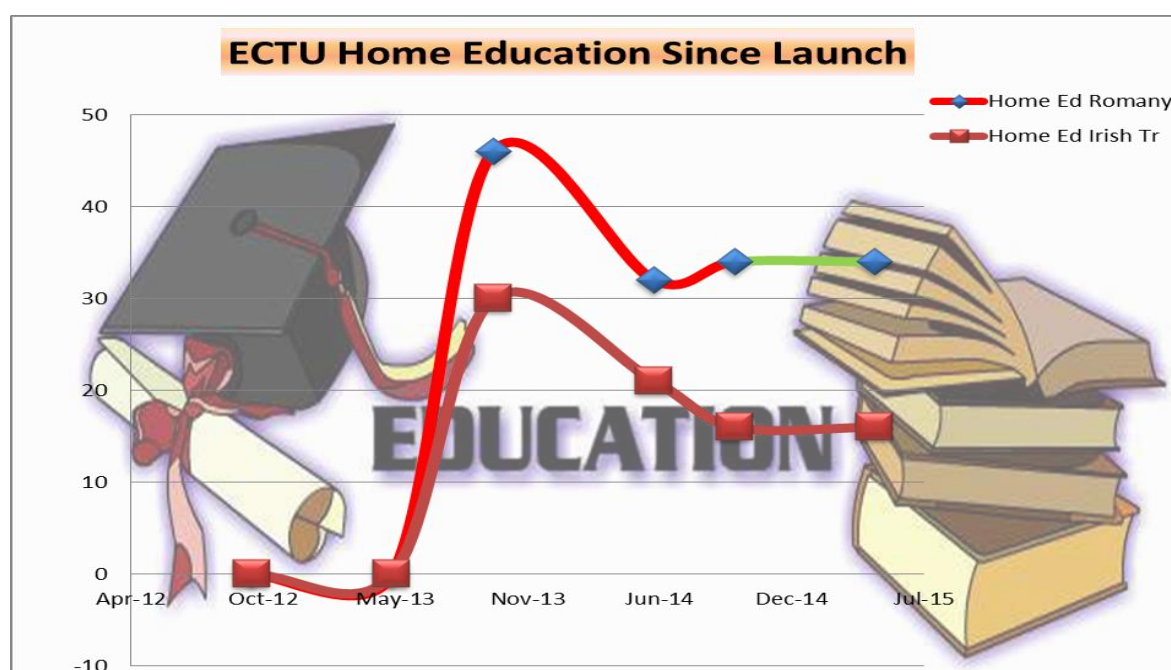
Home Education Data

HES/EMTAS stats 01/11/2014 to 31/03/2015

Number of children referred to HES during the above period	Number of children	% of total
Total new referrals	278	
1 Gypsy / Roma (WROM)	5	1.80
2 Traveller of Irish Heritage (WIRT)	1	0.36
3 Referral from EMTAS no ethnicity recorded	4	1.44
4 Total 1,2,3	10	3.60

Number of children registered as Home Educated on 31/03/2015

	Number of children	% of total
Total number of children	832	
1 Gypsy / Roma (WROM)	34	4.09
2 Traveller of Irish Heritage (WIRT)	16	1.92
3 Referral from EMTAS no ethnicity recorded	5	0.60
4 Total 1,2,3	55	6.61



It is preferable for Gypsy/Traveller to attend schools in terms of receiving appropriate level of education, and integration. Home education is often not the ideal solution as parents may not be literate themselves, hence low rates are preferable.

Indicator	Sub Division	May 13	Oct 13	May 14	Oct 14	May 15	Total
Number of Children accessing pre-school /school 2 – 16		162	29	148	99	84	478
Number of children transferring from primary to secondary		n/a	33	n/a*	8	n/a*	41
Number of young adults accessing further education		9	5	13	18	9	54
Number/%of children referred to Home Education		0	76 (7%)	28 (6%)	53 (7%)	55 (7%)	212

*number of ascribed GRT students currently in secondary education 41

Case study 1

Family with young person (YP) not in work or education, child at risk of exclusion, child with disabilities. Family was in unsuitable accommodation, also in arrears/debts. Worked over period of months to liaise between school and home, referred YP to employability and skills, referred sibling to Integrated Youth Services, and looked at alternative routes for education through CSS for sibling. Worked with family through period of exclusion. YP now engaged on course, school issues re sibling improved (exclusion), now attending alternative provision which is positive, adult engaging with support services following my referral and joint visit to resolve debt and housing issues and benefits checked.

Case study 2

Came across a child unknown to us before with multiple health problems including heart , neuro developmental compromise, is unable to walk . The family live in a caravan. The child is 3 years old. Mother asked about the possibility of nursery school and with encouragement has agreed for me to approach SENCAN for a special needs assessment with view to getting the child into a special school nursery. The mother needs lots of support and has agreed to go and look at appropriate nurseries with me. This child should now receive appropriate help due to the fact that the mother felt confident in sharing this with me and asking for help, even though she feels very vulnerable.

Fire Service (December 2014 reported figure in brackets)

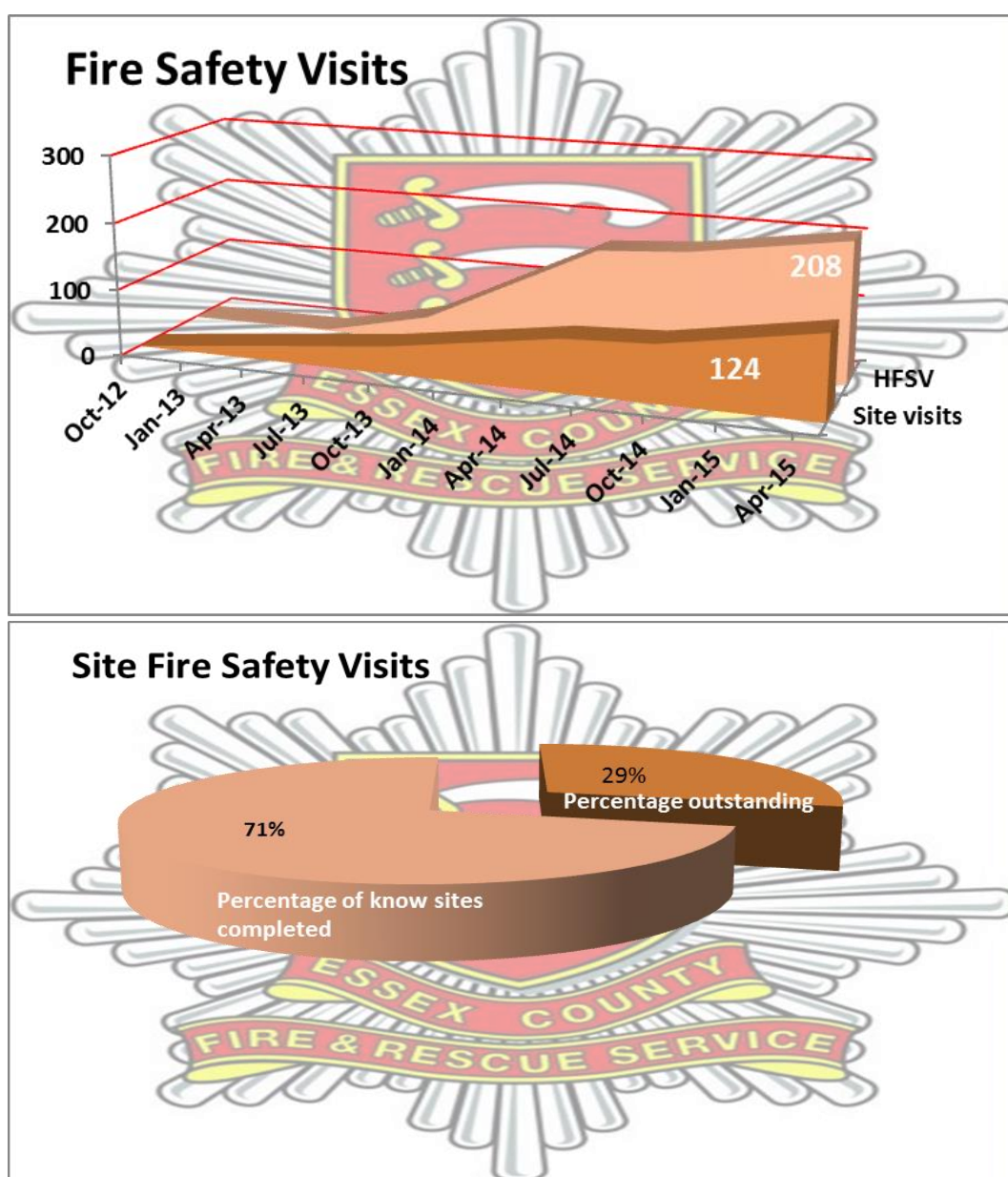
Home safety visits and site safety visits are gathering momentum now that resource has been released from unauthorised encampments.


Home Fire Safety Visits

- 208 (173) Home Fire Safety visits completed across 32 sites.
- 263 (191) smoke alarms issued

Site Fire Safety Inspections

- 124 (85) Site Fire Safety checks carried out of 175 known sites





Indicator	Sub Division	May 13	Oct 13	May 14	Oct 14	May 15	Total
Home fire safety Visit	by ECTU	2	36	126	9	35	208
	Referred to ECFRS	0	1	10	0	0	11
Smoke alarms issued				174	17	72	263
Site Fire Safety Visits incl. access, water supply, spacing, Gas Cylinder storage, Hazardous Materials	by ECTU	24	16	39	6	39	124
	Referred to ECFRS	n/a	24	0	0	0	24
Note: Referrals are all concerns over location of/distance to nearest hydrant.							

Report by Paul Downes, ECTU Police Officer

Essex police have launched Athena, our latest system designed to improve the way in which we operate in all aspects of policing.

What that means for unauthorised encampments...

Each incident will not only be recorded on Storm but also on Athena. Once an officer attends the encampment the Storm system will be updated and the incident closed when appropriate to do so. The senior officer will make the decision at the scene as to whether S61 should be used. They will complete a C125 site assessment and C126 eviction rationale and put a report on Athena as an intelligence report. The relevant documents together with any photographs will be scanned onto the system. The system allows the police to track and travellers who have been subject to S61 by placing a report on their vehicle. This will assist our LPA's (local policing areas) in their decision making process as they will now have access to reports from other divisions and in time from other neighbouring forces who have signed up to Athena.

I now also update a spread sheet weekly with this data so that its available at short notice if required. The data for the sheet is still taken from Storm as it is our most accurate recording system.

We continue to promote and deliver training to supervisors across the county in the management of unauthorised encampments and this has had positive feedback. The purpose of this is to allow LPA's to effectively manage their own unauthorised encampments with the traveller liaison officer acting as a tactical advisor. This leaves the officer free for community engagement whether that be site visits or attending local meetings to promote cohesion between traveller and local communities.

During the six month period from Nov to April I have attended a rural crime day held at Layer Marney tower, community safety network meetings, the farmers NAP, Herts barn meeting, The PCC's rural crime forum, other meetings at the PCC's office, several meetings with Thurrock council to discuss measures to deal with incidents of large scale fly tipping such as Cory's wharf late last year, countless internal policing meetings to address traveller related issues and I recently addressed the Essex Association of Local Councils.

We have also had some good results from our partnership working with ECTU such as burglary suspects identified and arrested and traveller sites searched and both drugs and stolen property recovered.



Indicator	Sub Division	October 13	May 14	Oct 14	May 15	Total
Increased knowledge and understanding of Gypsy/Traveller Communities	N/A	Qualitative data previously reported. Plus 10 sessions of cultural awareness have been held	No report	New officer reported at meeting	officer reported at meeting	N/A
	Number of hate crimes reported by Gypsy/Traveller community	1	23	9	0	24
Number of UE's recorded	S61 applied	21	2	17*	4	44

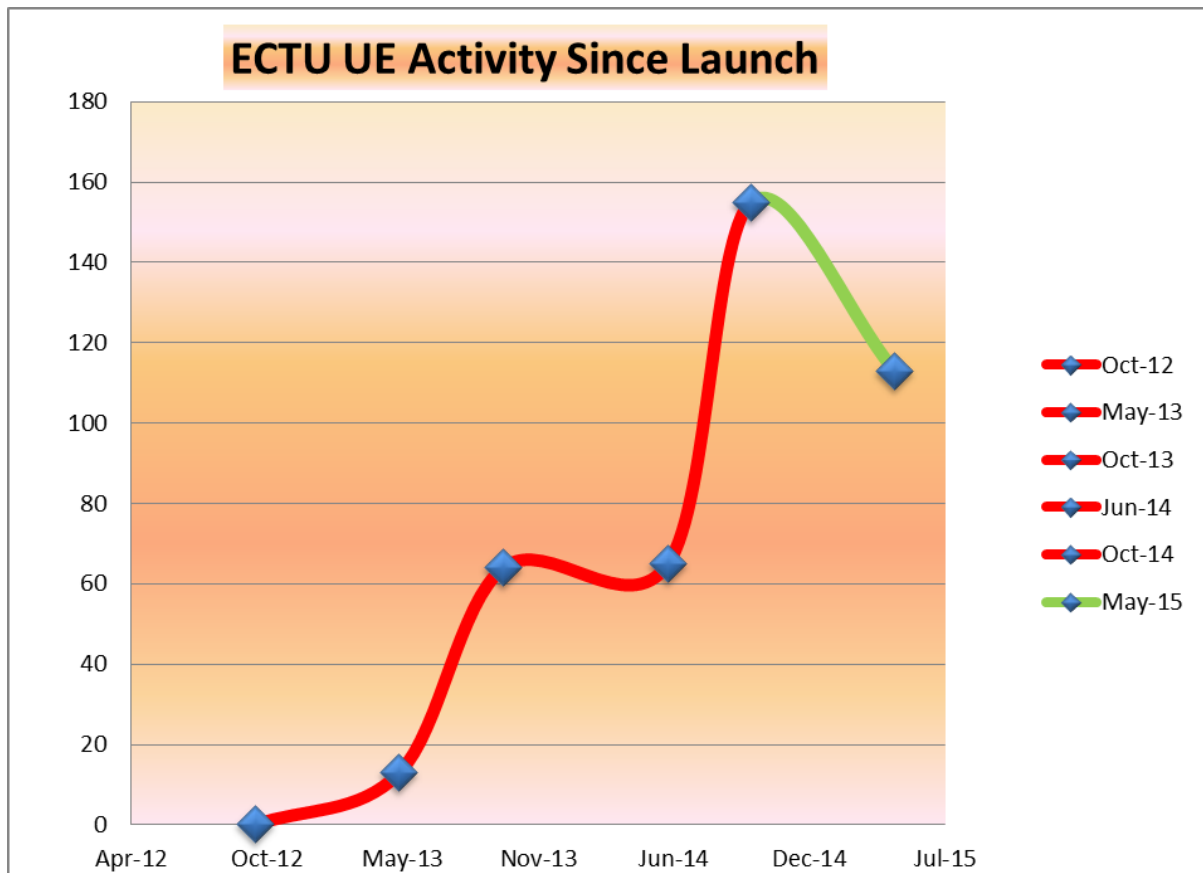
* 10 issued in Harlow

Unauthorised Encampments

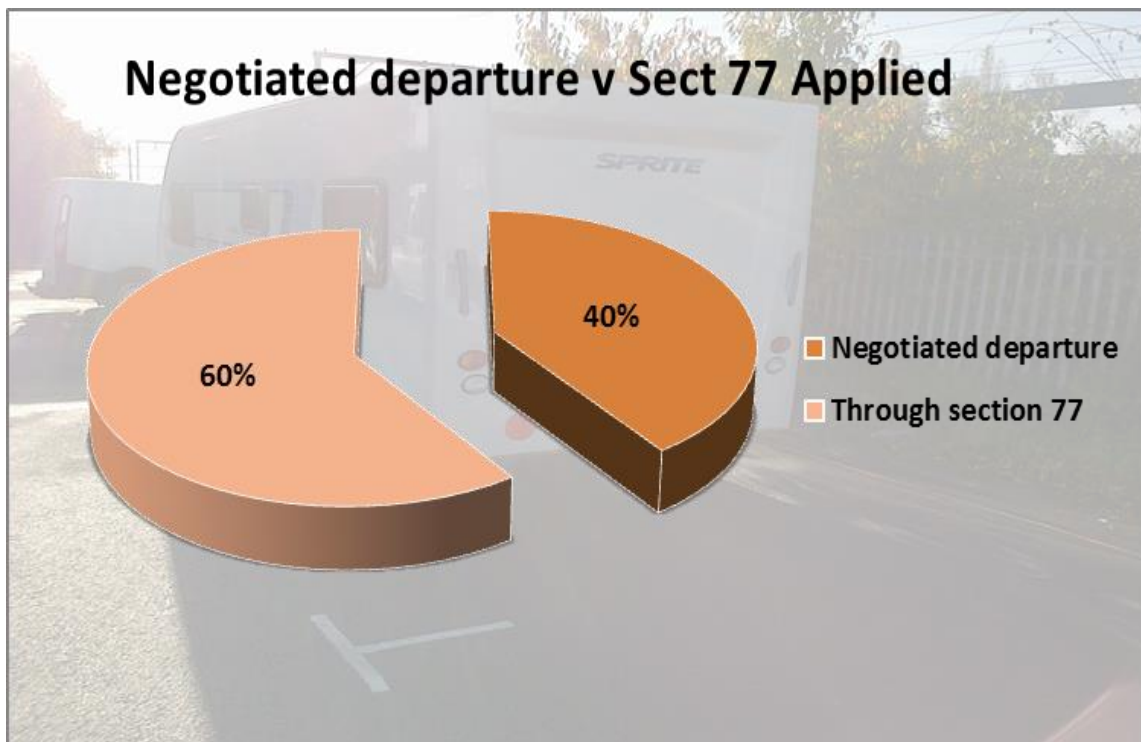
Reporting on unauthorised encampments from the October 2014 to April 2015 for partner and ECC land, plus non-partner/private land where we have been made aware, and/or have made a provisional visit to establish location.

Following the serving of the interim injunction in Harlow in March 2015, encampments have ceased in Harlow, but as this accounts for only 2 of the 7 months within the reporting period, Harlow remains high. For the remainder of the authorities/partners the reporting period covers the quieter autumn/winter period, but the seasonal encampments have now resumed post Easter.

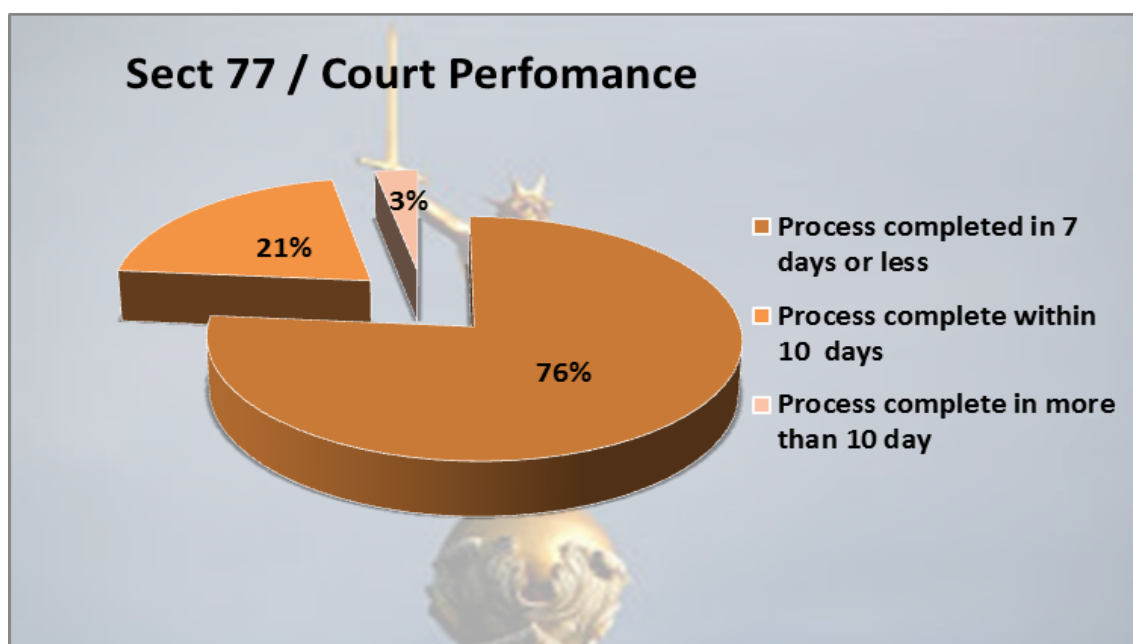
Partners in bold and orange background.	Encampments by district	Encampments by Partner/Non Partner area
Basildon	1	1
Braintree	5	1
Brentwood	0	0
Castle Point	0	0
Chelmsford	2	0
Colchester	8	6
ECC	0	46
Epping	6	2
Harlow	56	14
Maldon	2	0
Private	na	23
Rochford	2	0
Southend	0	0
Tendring	0	0
Thurrock	24	19
Uttlesford	7	1
Total	113	113



ECTU overall performance –



Performance via courts/section 77



Number of encampments taken to court - 34

Process completed in 7 days or less - 24

Process complete within 10 days – 7

Process complete in more than 10 days* – 1

* this was the Passmores encampments over the Christmas period.

Waste issues –

Thurrock suffered a considerable fly tip around an encampment. This highlights the need for potential investment in preventative measures as opposed to post event clearance.

Harlow Injunction

The temporary injunction, covering named families for the whole of Harlow, and unnamed on specified land, was granted in February and implemented in March. This was the result of a protracted period on continuous encampments, and significant proof of harm. The evidence base, which had to be served to the named individuals, ran to 9 lever arch files.

The temporary injunction was not contested and the full injunction is due to be heard later this year. Once this is heard, we will know if it is upheld, and if there is a time line associated.

Indicator	Sub Division	May 13	Oct 13	May 14	Oct 14	May 15	Total
% of encampments where ECTU are involved		54%	66%	77%	50%	66%	n/a
% visited within 1 working day		100%	97%	96%	95%	92%	n/a
Number of encampments	Partner land	7	44	50	78	73	293
	Non-partner land	2	15	10	45	18	93
	Private	4	5	5	32	23	69
Number of encampments resolved	Through negotiated departure	7	41	32	45	23	148
	Through section 77 enforcement	0	3	16	33	34	86
% s77's completed within 10 working days		n/a	n/a	87%*	94%*	99%	n/a
Number of part 55's issued		0	0	0	0	0	0

General Liaison/Site Management

Horse policy – ECC property services are currently developing a policy to address the fly grazing issue on ECC land. As the impact of horse issues varies across partner areas, we will look at the option of including this in an overall strategy (see below)

Site licencing – discussions still ongoing with Epping with reference to Site Licence monitoring/enforcement, which may be of interest to our other partners.

Renewal of Joint Committee Agreement – general feedback from partner officers, and Joint Committee members is to renew the joint agreement from October 2015. It is therefore our intention to send out a new Joint Committee agreement for member signature by the end of August, to ensure that we can continue seamlessly into the next phase of the agreement.

Strategy – our health partners have expressed an interest in developing an overarching Gypsy/Traveller Strategy covering the whole of Essex and ECTU activities. It is recommended that the Operations Board recommend that a countywide Gypsy and Traveller Strategy is taken forward to be completed by October 2015, and that an officer working group is formed to undertake this.

New Member – we are pleased to confirm that Castle Point Borough Council has confirmed its intention to join the partnership and is in the process of signing the Joint Committee agreement.