

Essex Joint Health & Wellbeing Strategy 2022-2026 Consultation Report

Background

Every local area must have a Joint Health and Wellbeing Strategy (JHWS) setting out the priorities identified through the Joint Strategic Needs Assessment (JSNA) that local government, the NHS and other partners will deliver together through the Health and Wellbeing Board.

The JHWS is intended to set 'a small number of key strategic priorities for action', where there is an opportunity for partners to 'have a real impact' through local initiatives and action. The overall aim of the JHWS is that we see an improvement in health and wellbeing outcomes for people of all ages and a reduction in health inequalities by having a focus on supporting poor health prevention and promoting health improvement.

The new all-aged JHWS articulates a shared vision for health and wellbeing in Essex.

Between Feb-March 2022 ECC carried out a public consultation to gather views on the draft strategy, asking whether respondents agree that the five priority areas and proposed outcomes identified are the right ones, and if there is anything else they would like to see included.

The consultation was promoted via ECC's social media channels, Public Health teams, district networks, members of the Health and Wellbeing Board, and other local partners.

All feedback received has been reviewed and will be used to inform the final version of the JHWS 2022-26. This report presents responses from the consultation.

Total number of responses: 64 (53 individuals and 11 organisations).

Interpreting the data within this consultation

This report contains several tables and charts that present the consultation findings. Please note that all data labels on charts show actual numbers of respondents, with percentages shown within tables below each chart.

As the questionnaire was completed by respondents themselves (self-completion), not all respondents have answered all the questions. Therefore, the base size (the number of people answering a question) may vary by question.

For the analysis of free text comments, all have been read through and a coding frame was developed on a theme-by-theme basis and quantified thereafter.

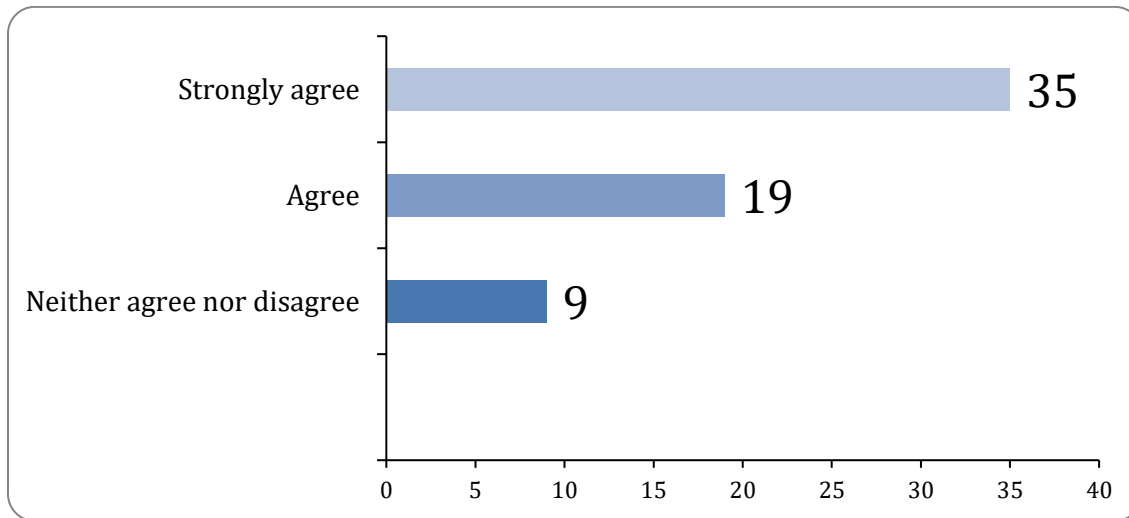
Agreement with priority areas

Respondents were asked to what extent they agreed or disagreed with the five proposed priority areas and outcomes.

Priority one: Improving mental health and wellbeing

Outcome: Supported the mental health and emotional wellbeing of children and families with a focus on vulnerable groups who have been hit the hardest by the pandemic as evidence on this emerges

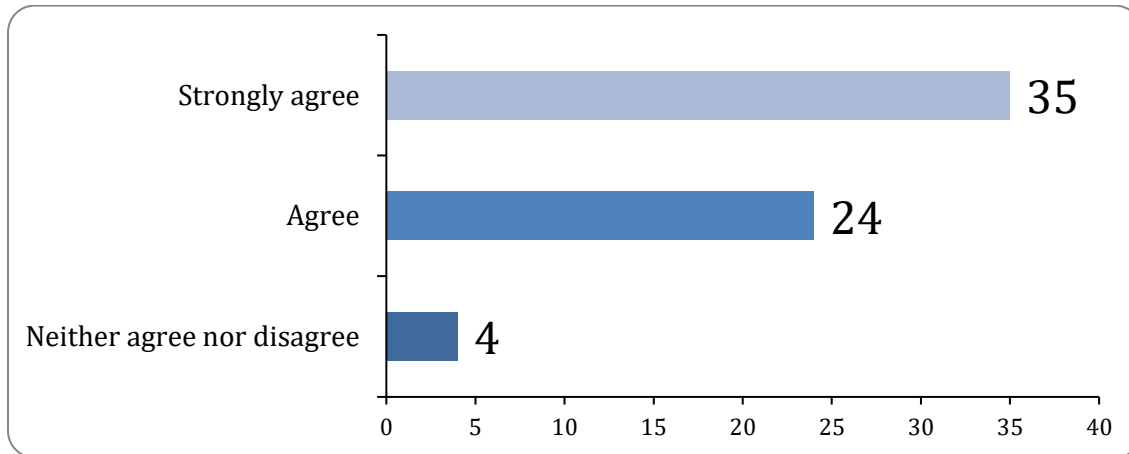
There were 63 responses to this part of the question. 1 did not answer and this has been removed.



Option	Total	Percent
Strongly agree	35	54.69%
Agree	19	29.69%
Neither agree nor disagree	9	14.06%
Disagree	0	0.00%
Strongly disagree	0	0.00%
Not Answered	1	1.56%

Outcome: Improved outcomes across multiple dimensions of life for adults with long term mental health conditions

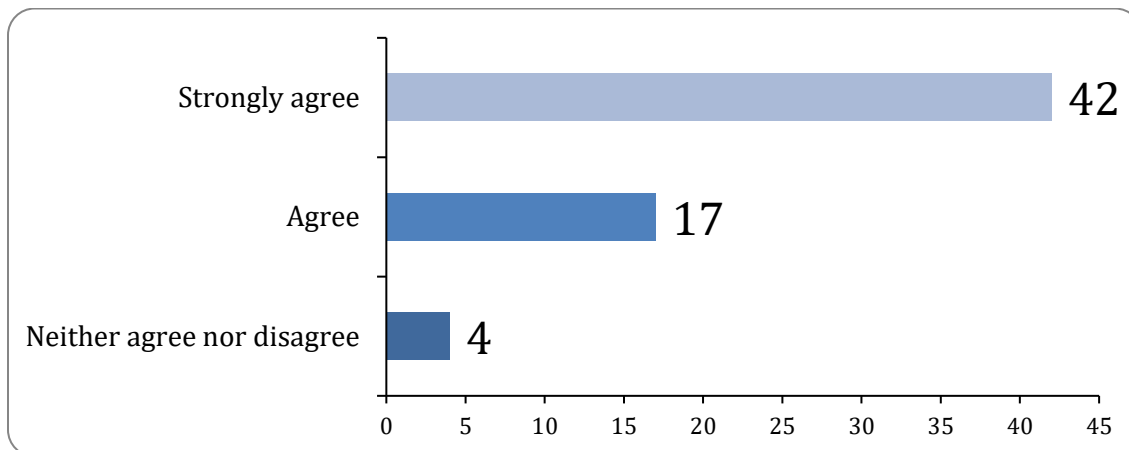
There were 63 responses to this part of the question. 1 did not answer and this has been removed.



Option	Total	Percent
Strongly agree	35	54.69%
Agree	24	37.50%
Neither agree nor disagree	4	6.25%
Disagree	0	0.00%
Strongly disagree	0	0.00%
Not Answered	1	1.56%

Outcome: Reduced loneliness and social isolation

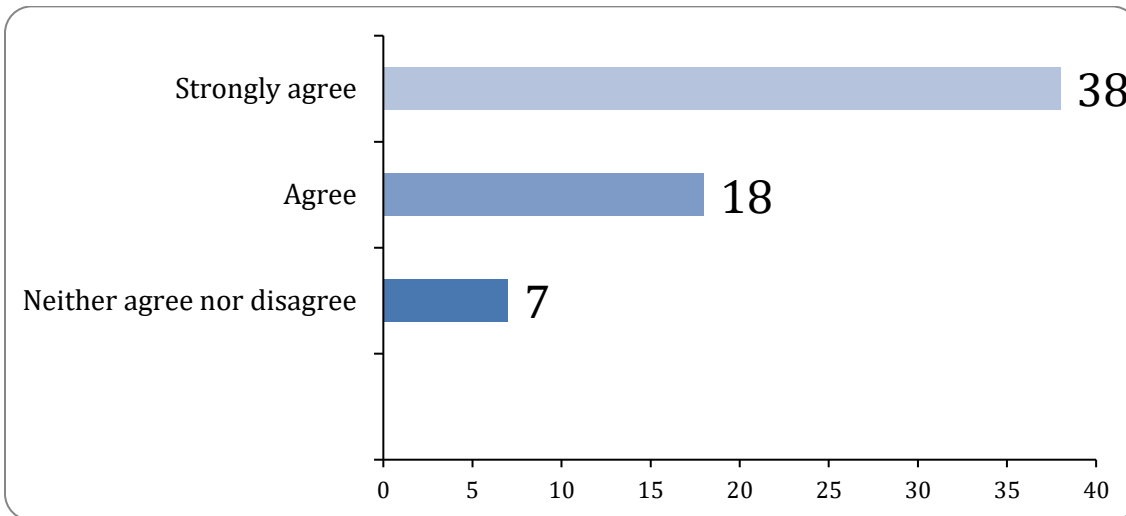
There were 63 responses to this part of the question. 1 did not answer and this has been removed.



Option	Total	Percent
Strongly agree	42	65.62%
Agree	17	26.56%
Neither agree nor disagree	4	6.25%
Disagree	0	0.00%
Strongly disagree	0	0.00%
Not Answered	1	1.56%

Outcome: Reduced suicide through a focus on system support of suicide prevention and having addressed the 7 national priorities

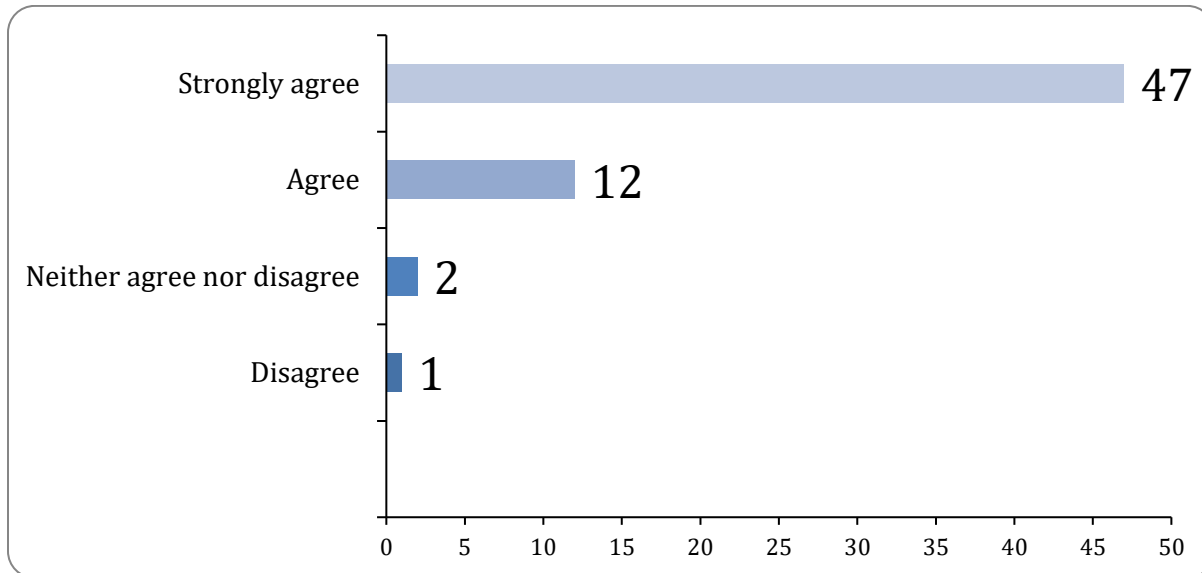
There were 63 responses to this part of the question. 1 did not answer and this has been removed.



Option	Total	Percent
Strongly agree	38	59.38%
Agree	18	28.12%
Neither agree nor disagree	7	10.94%
Disagree	0	0.00%
Strongly disagree	0	0.00%
Not Answered	1	1.56%

Outcome: Developed collective actions to tackle health inequalities arising from the wider determinants of health that adversely interact with poor mental health including employment, loneliness, social isolation, debt and housing

There were 62 responses to this part of the question. 2 did not answer and these have been removed.



Option	Total	Percent
Strongly agree	47	73.44%
Agree	12	18.75%
Neither agree nor disagree	2	3.12%
Disagree	1	1.56%
Strongly disagree	0	0.00%
Not Answered	2	3.12%

Do you have any other comments related to this priority?

There were 23 responses to this part of the question. All comments have been themed and are presented below in order of prevalence. Please note that some comments are coded into multiple themes.

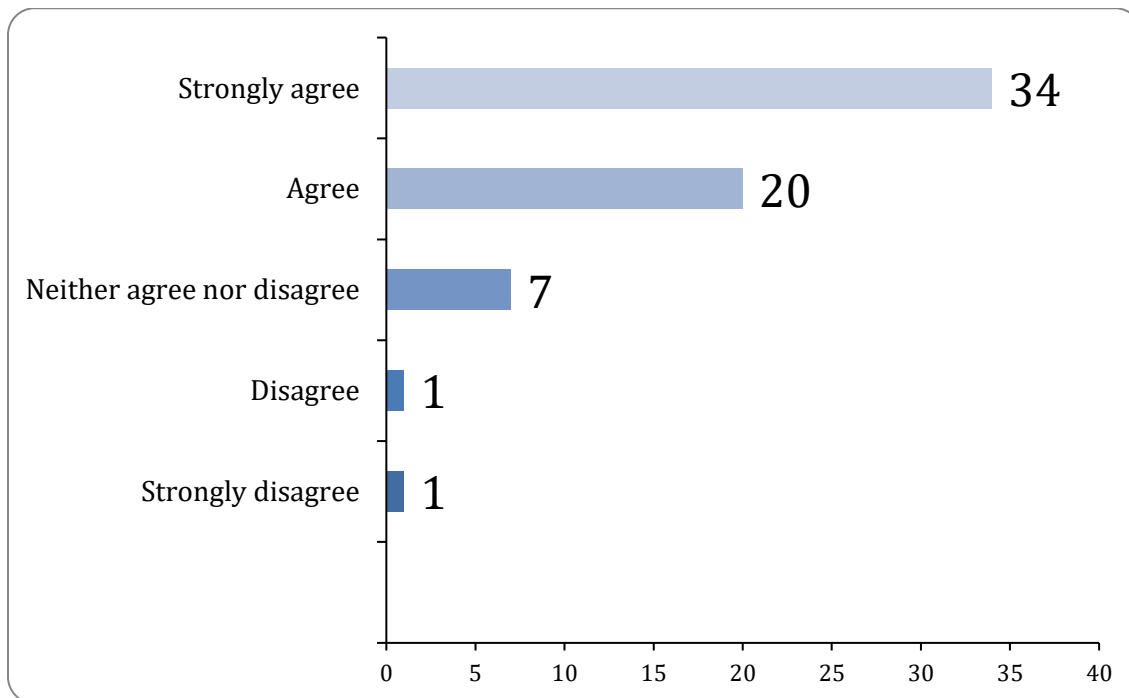
Comments by theme	Number of comments
Wait times for assessment/services are too long/wait times need reducing	5
Would like to see focus on children and young people/should be prioritised	5
Improved mental health provision/services needed	5
Focus on prevention/wider determinants of health needed	4

More diverse conditions/'hard to reach' cohorts should be included	2
Stop building on green spaces which impacts mental health	2
General supportive comments about priority	2
Priority is too broad	1
Better bereavement support needed	1
Income should be included/considered – not just debt	1
Utilise data and intelligence to identify target areas	1

Priority two: Physical activity and healthy weight

Outcome: Enabled children, young people and their families to be more physically active and that they understand the importance of an active lifestyle, healthier diets and healthy weight

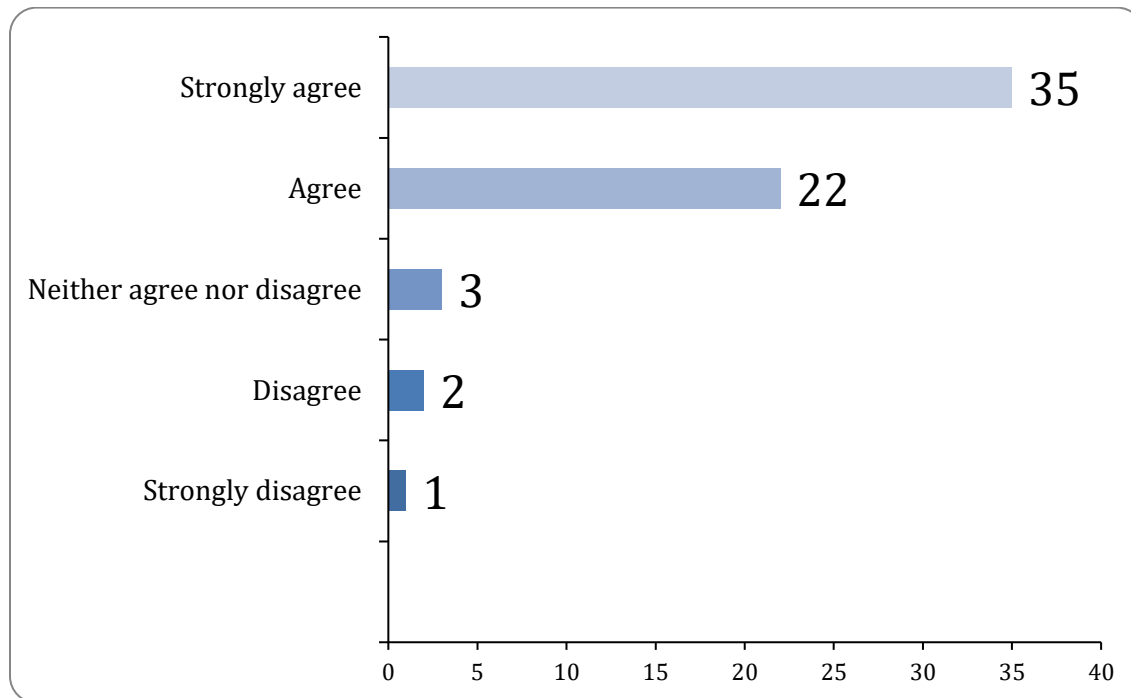
There were 63 responses to this part of the question. 1 did not answer and this has been removed.



Option	Total	Percent
Strongly agree	34	53.12%
Agree	20	31.25%
Neither agree nor disagree	7	10.94%
Disagree	1	1.56%
Strongly disagree	1	1.56%
Not Answered	1	1.56%

Outcome: Improved levels of physical activity amongst adults by helping them find ways to integrate physical activity into their daily lives

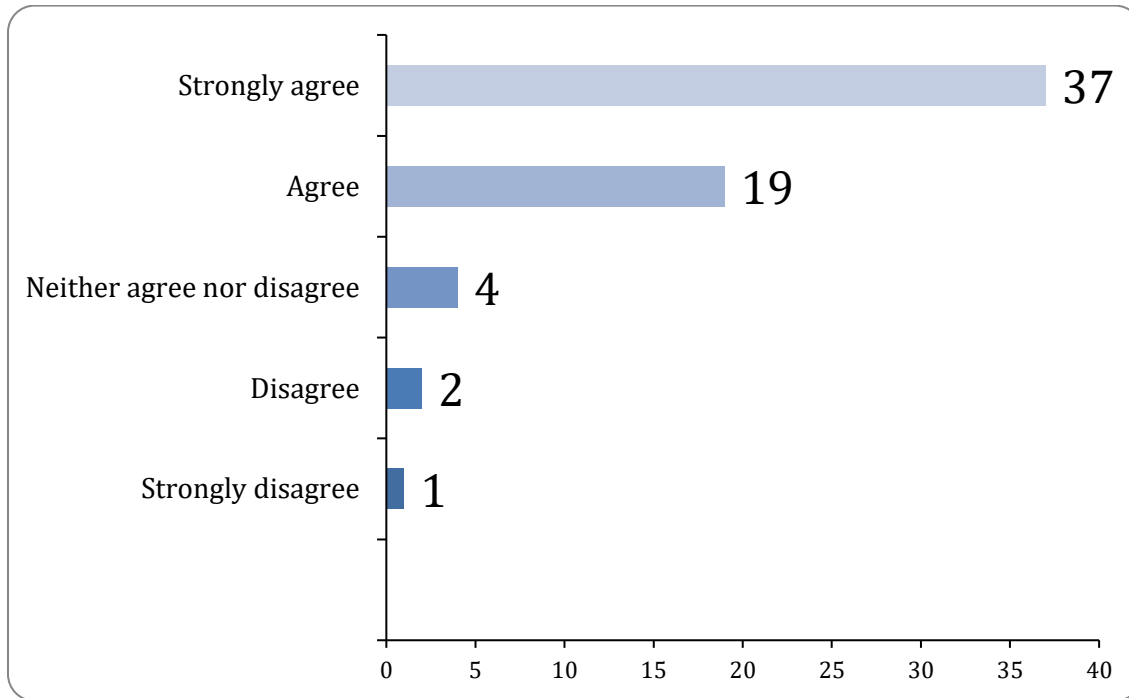
There were 63 responses to this part of the question. 1 did not answer and this has been removed.



Option	Total	Percent
Strongly agree	35	54.69%
Agree	22	34.38%
Neither agree nor disagree	3	4.69%
Disagree	2	3.12%
Strongly disagree	1	1.56%
Not Answered	1	1.56%

Outcome: Improved nutritional awareness, healthy eating, and helped low-income households to access affordable healthy food options

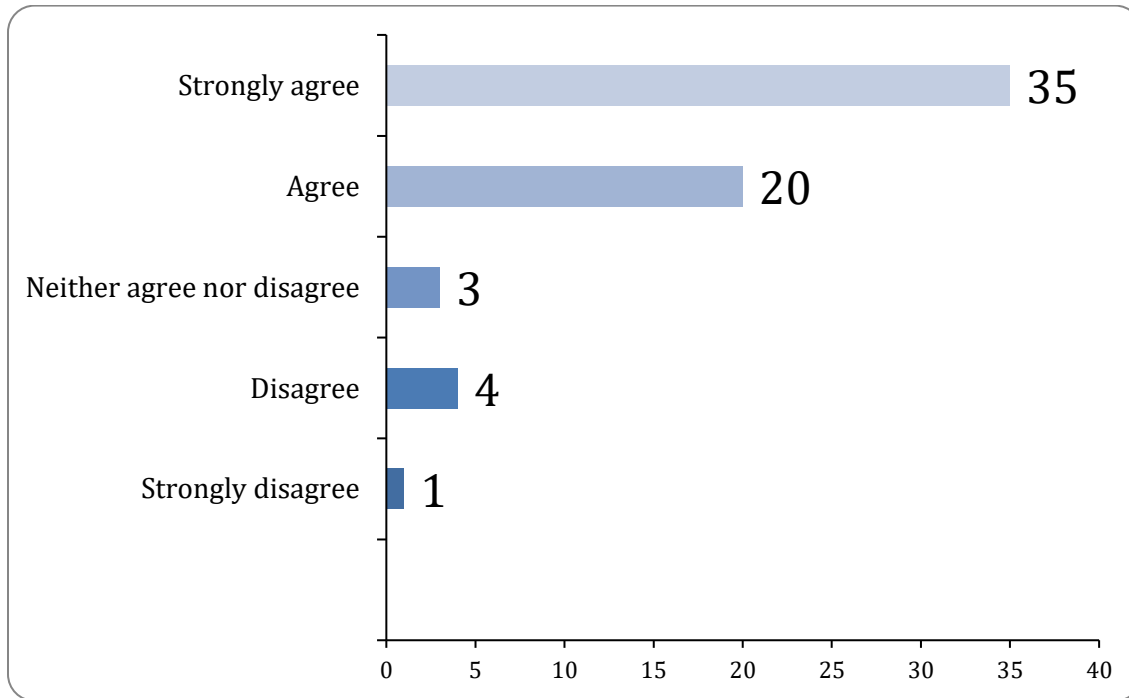
There were 63 responses to this part of the question. 1 did not answer and this has been removed.



Option	Total	Percent
Strongly agree	37	57.81%
Agree	19	29.69%
Neither agree nor disagree	4	6.25%
Disagree	2	3.12%
Strongly disagree	1	1.56%
Not Answered	1	1.56%

Outcome: Support weight loss in communities through the development of healthier designed places by addressing environments that support or promote obesity

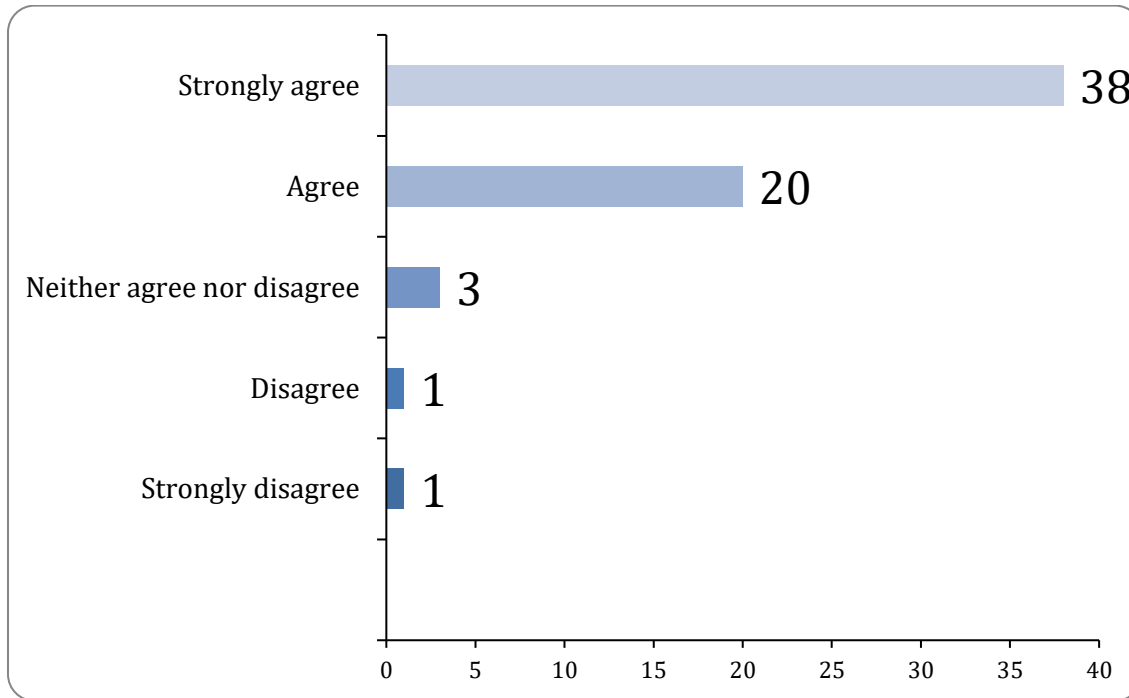
There were 63 responses to this part of the question. 1 did not answer and this has been removed.



Option	Total	Percent
Strongly agree	35	54.69%
Agree	20	31.25%
Neither agree nor disagree	3	4.69%
Disagree	4	6.25%
Strongly disagree	1	1.56%
Not Answered	1	1.56%

Outcome: Helped residents with long term conditions and disabilities get the same access to physical activity as other residents

There were 63 responses to this part of the question. 1 did not answer and this has been removed.



Option	Total	Percent
Strongly agree	38	59.38%
Agree	20	31.25%
Neither agree nor disagree	3	4.69%
Disagree	1	1.56%
Strongly disagree	1	1.56%
Not Answered	1	1.56%

Do you have any other comments related to this priority?

There were 24 responses to this part of the question. All comments have been themed and are presented below in order of prevalence. Please note that some comments are coded into multiple themes.

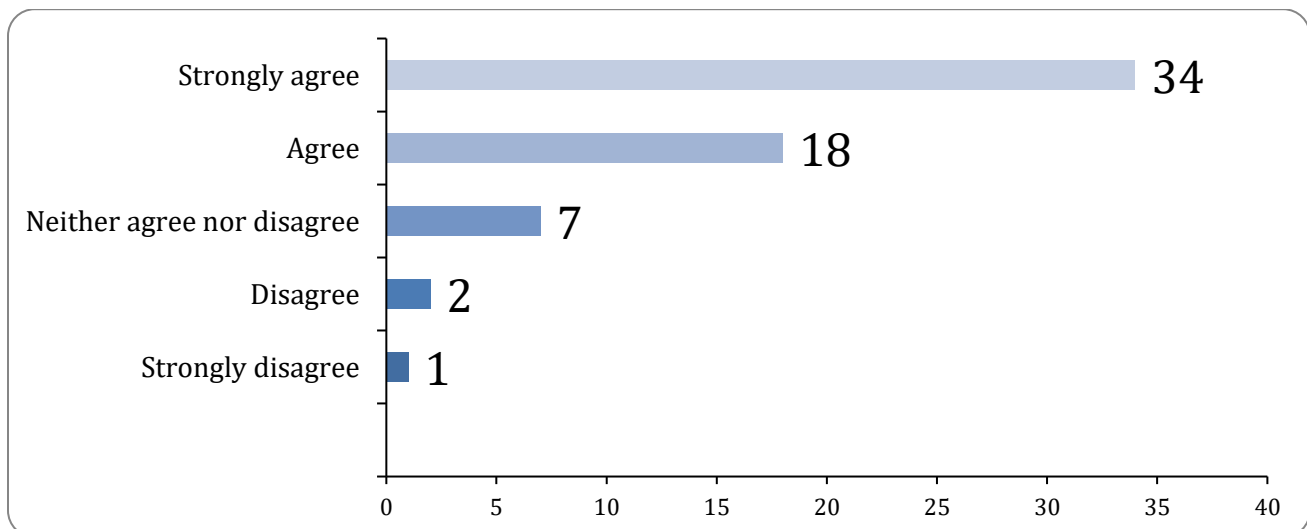
Comments by theme	Number of comments
Greater access to affordable facilities required	6
Low income is a significant barrier/impacts on healthy eating/exercise	5

More access to green spaces/accessible and safe roads/pathways needed to promote more walking/cycling	4
More education/awareness around nutrition and healthy eating needed	4
Healthy behaviours are down to the individual/personal choice/motivation	3
General supportive comments about priority	3
Greater service provision required	3
Increased partnership working/sharing learning needed/offer of partnership working to meet goals	3
Transport access/costs are a barrier/funded transport needed for those with mobility issues	3
Number of fast food outlets in town centres contribute to unhealthy eating	2
Positive comms messaging needed rather than negative/'scolding'	1
No progress has been made in this area despite being a long-term priority	1
Broader definition of physical activity needed e.g. gardening	1
Emphasis on prioritising children and educating re healthy eating/exercise	1

Priority three: Supporting long-term independence

Outcome: Improved access to advice and guidance including financial support advice across the system so that residents with long-term conditions and their carers can better manage their conditions

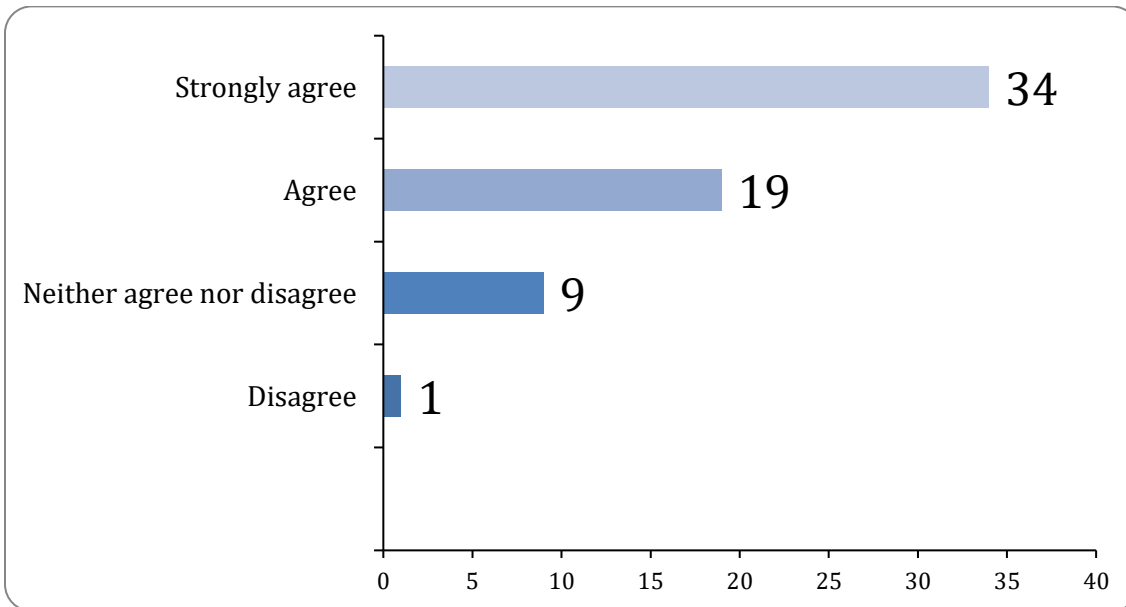
There were 62 responses to this part of the question. 2 did not answer and these have been removed.



Option	Total	Percent
Strongly agree	34	53.12%
Agree	18	28.12%
Neither agree nor disagree	7	10.94%
Disagree	2	3.12%
Strongly disagree	1	1.56%
Not Answered	2	3.12%

Outcome: Reduced digital exclusion to improve access to advice and support online, and connect with their friends, family, and communities in the digital space

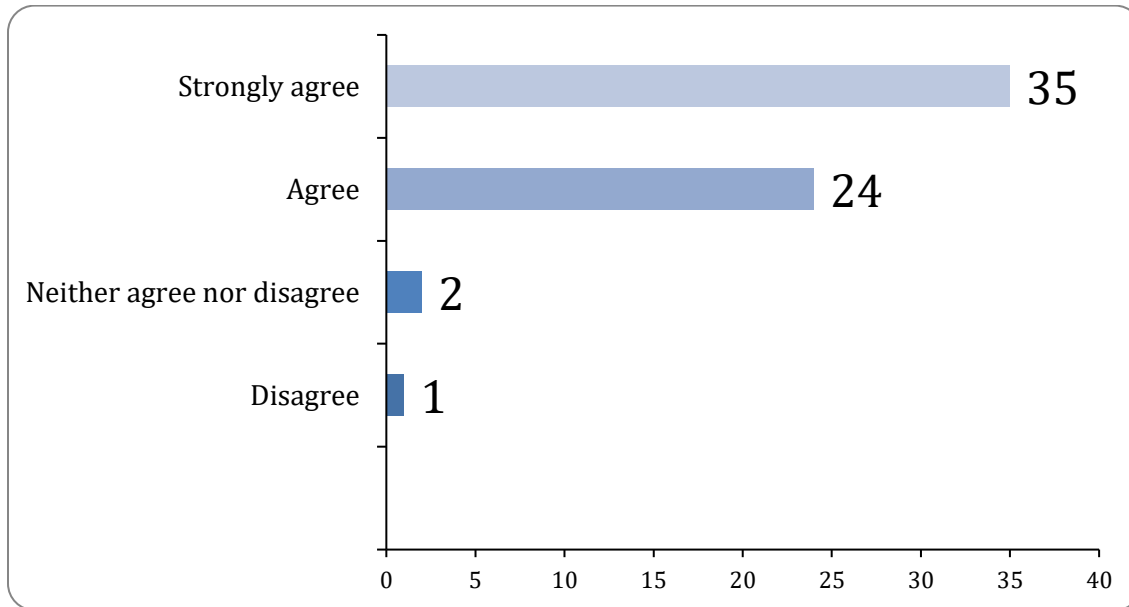
There were 63 responses to this part of the question. 1 did not answer and this has been removed.



Option	Total	Percent
Strongly agree	34	53.12%
Agree	19	29.69%
Neither agree nor disagree	9	14.06%
Disagree	1	1.56%
Strongly disagree	0	0.00%
Not Answered	1	1.56%

Outcome: Helped all residents to have better access to opportunities in education, work, skills, housing, and their social lives

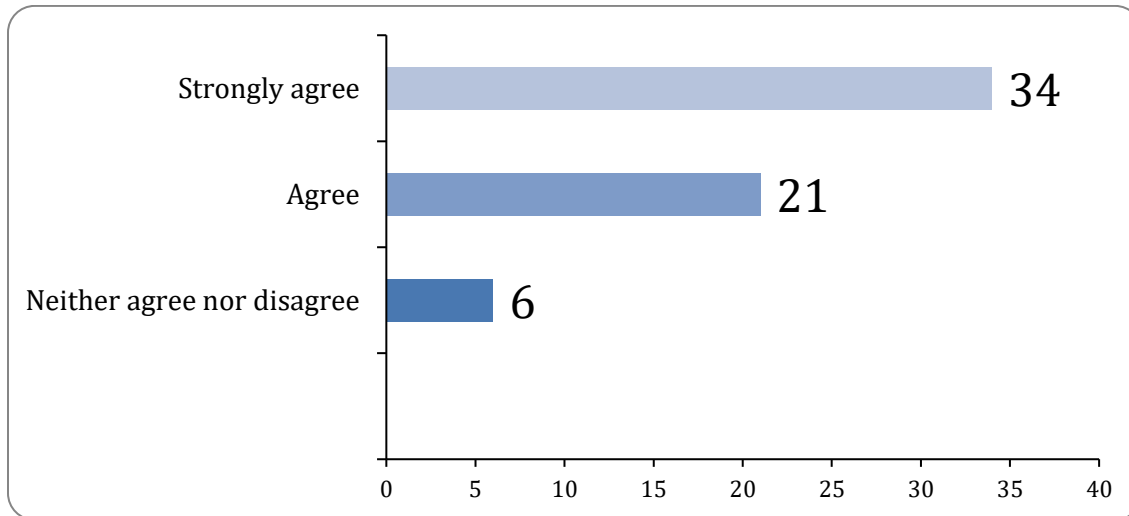
There were 62 responses to this part of the question. 2 did not answer and these have been removed.



Option	Total	Percent
Strongly agree	35	54.69%
Agree	24	37.50%
Neither agree nor disagree	2	3.12%
Disagree	1	1.56%
Strongly disagree	0	0.00%
Not Answered	2	3.12%

Outcome: Ensured that our advice and guidance we provide to residents is up-to date, is accessible and provided in a uniform way across our partners so that people can more easily navigate the information, advice, and guidance we provide

There were 61 responses to this part of the question. 3 did not answer and these have been removed.



Option	Total	Percent
Strongly agree	34	53.12%
Agree	21	32.81%
Neither agree nor disagree	6	9.38%
Disagree	0	0.00%
Strongly disagree	0	0.00%
Not Answered	3	4.69%

Do you have any other comments related to this priority?

There were 23 responses to this part of the question. All comments have been themed and are presented below in order of prevalence. Please note that some comments are coded into multiple themes.

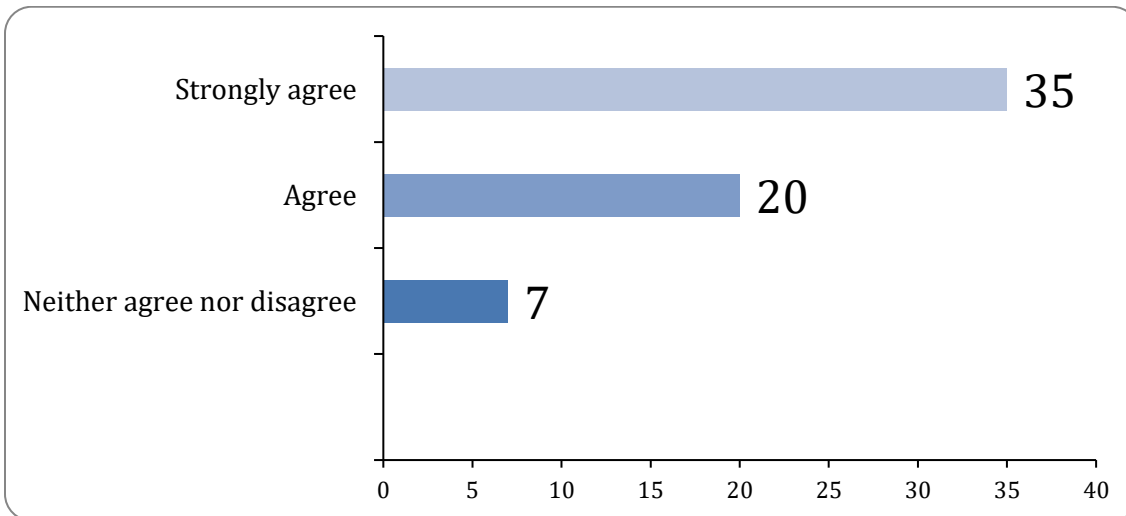
Comments by theme	Number of comments
Inclusive/accessible information and services needed/consider digital exclusion and those without digital access/capability	7
Enhanced info/advice/support needed/more than just information	4
More partnership working with organisations/communities needed/offer of partnership working to meet goals	3
Supporting/promoting independent living needed	3

Priority for supporting good care in care homes/in own home	2
General supportive comments about priority	2
General negative comments about priority	2
Earlier diagnosis of conditions and support needed	1
Money and resources needed to support proposed priorities	1
Prioritise children and young people	1

Priority four: Alcohol & Substance Misuse

Outcome: Improved access to advice, support and treatment for residents experiencing alcohol or substance use issues and co-existing conditions within the community

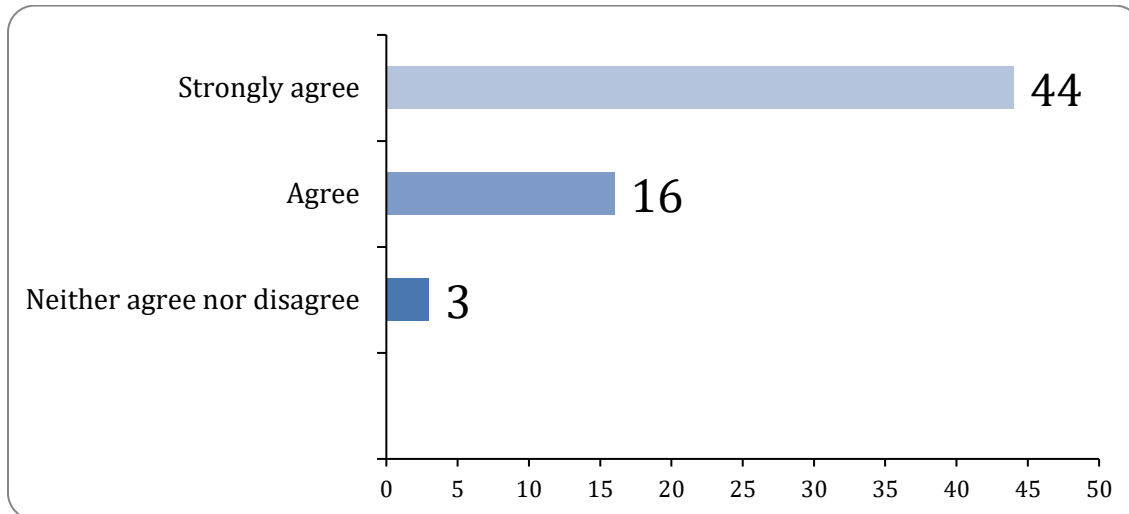
There were 62 responses to this part of the question. 2 did not answer and these have been removed.



Option	Total	Percent
Strongly agree	35	54.69%
Agree	20	31.25%
Neither agree nor disagree	7	10.94%
Disagree	0	0.00%
Strongly disagree	0	0.00%
Not Answered	2	3.12%

Outcome: Worked across the system to help address the challenges of county lines and drugs related criminality and exploitation of vulnerable people

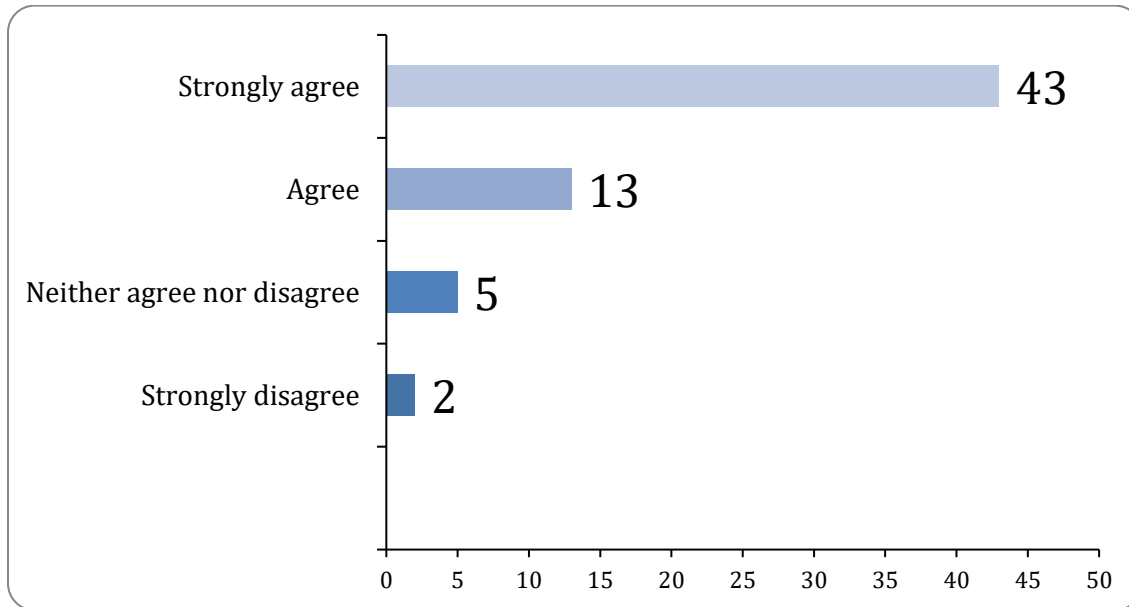
There were 63 responses to this part of the question. 1 did not answer and this has been removed.



Option	Total	Percent
Strongly agree	44	68.75%
Agree	16	25.00%
Neither agree nor disagree	3	4.69%
Disagree	0	0.00%
Strongly disagree	0	0.00%
Not Answered	1	1.56%

Outcome: Educated children, young people, adults, and families on the risks associated with alcohol and substance misuse

There were 63 responses to this part of the question. 1 did not answer and this has been removed.



Option	Total	Percent
Strongly agree	43	67.19%
Agree	13	20.31%
Neither agree nor disagree	5	7.81%
Disagree	0	0.00%
Strongly disagree	2	3.12%
Not Answered	1	1.56%

Do you have any other comments related to this priority?

There were 20 responses to this part of the question. All comments have been themed and are presented below in order of prevalence. Please note that some comments are coded into multiple themes.

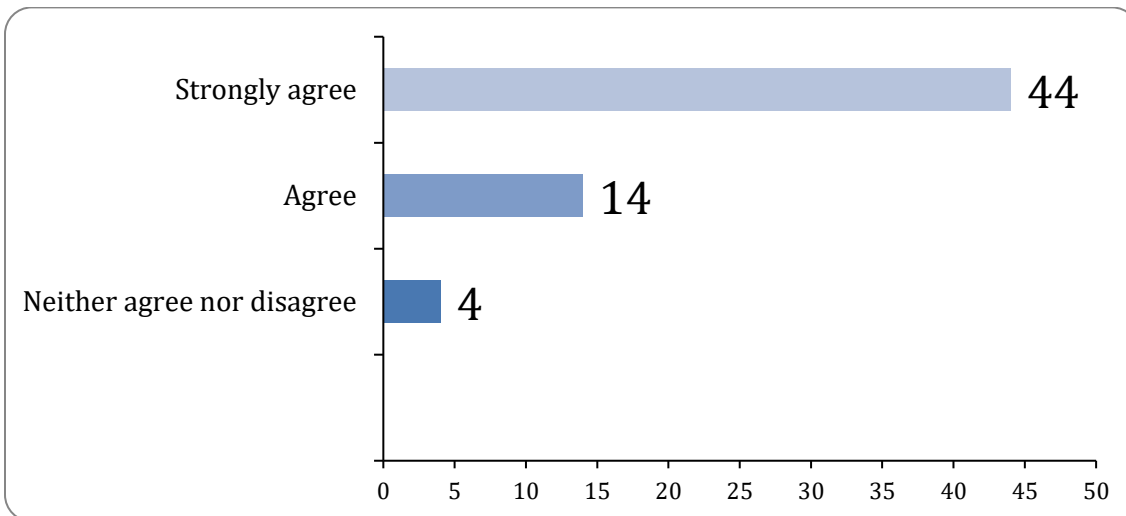
Comments by theme	Number of comments
Service provision/support needs improving/current support is poor	5
Increased partnership working/sharing learning needed	5
Greater investment/resourcing required for Police/NHS/mental health services	4
Broader focus needed for priority e.g. addiction/gambling, wider risky behaviours, other aspects of community safety	3

Support for earlier intervention needed	2
Services must be inclusive e.g. for rough sleepers/those with multiple support needs/digitally excluded	2
Would like to see more work in schools	2
Focus should be on extreme users/higher level harm	1
Impact of wider determinants of health/structural issues	1

Priority five: Health inequalities and the wider determinants of health

Outcome: Worked to ensure that all children have access to quality parenting, early years provision and education that provide the foundations for later in life

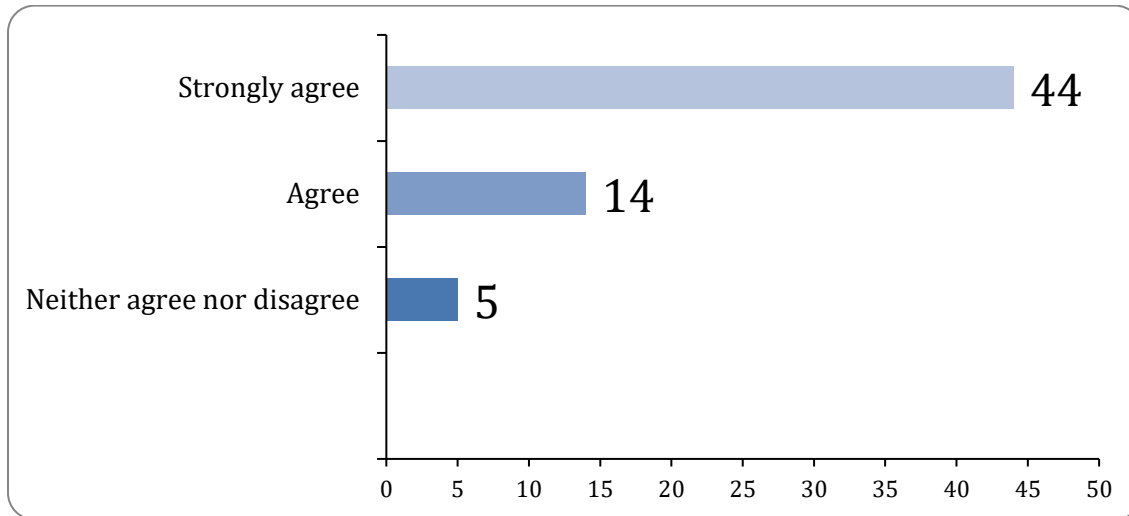
There were 62 responses to this part of the question. 2 did not answer and these have been removed.



Option	Total	Percent
Strongly agree	44	68.75%
Agree	14	21.88%
Neither agree nor disagree	4	6.25%
Disagree	0	0.00%
Strongly disagree	0	0.00%
Not Answered	2	3.12%

Outcome: Helped to address food poverty and ensure that all children can access healthy food

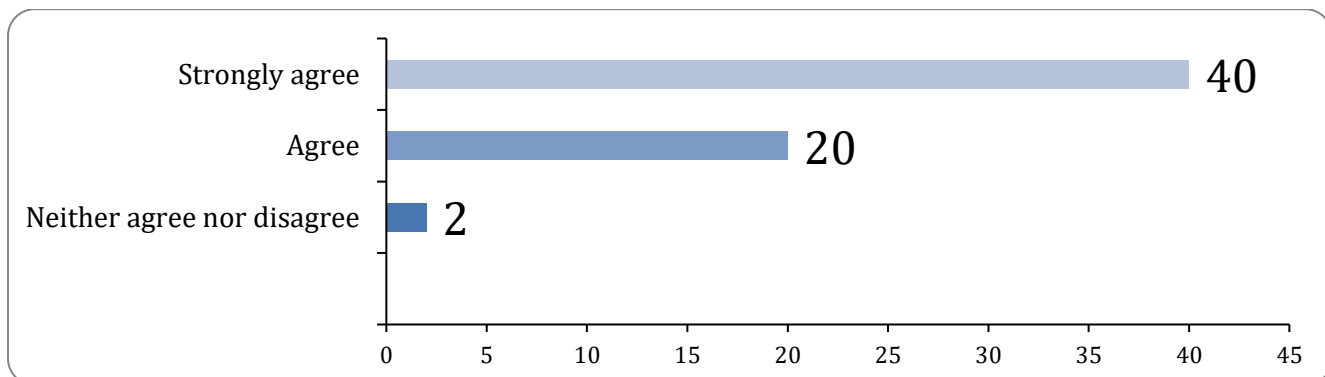
There were 63 responses to this part of the question. 1 did not answer and this has been removed.



Option	Total	Percent
Strongly agree	44	68.75%
Agree	14	21.88%
Neither agree nor disagree	5	7.81%
Disagree	0	0.00%
Strongly disagree	0	0.00%
Not Answered	1	1.56%

Outcome: Improved access to employment, education and training for adults and young people in our most deprived and disadvantaged communities

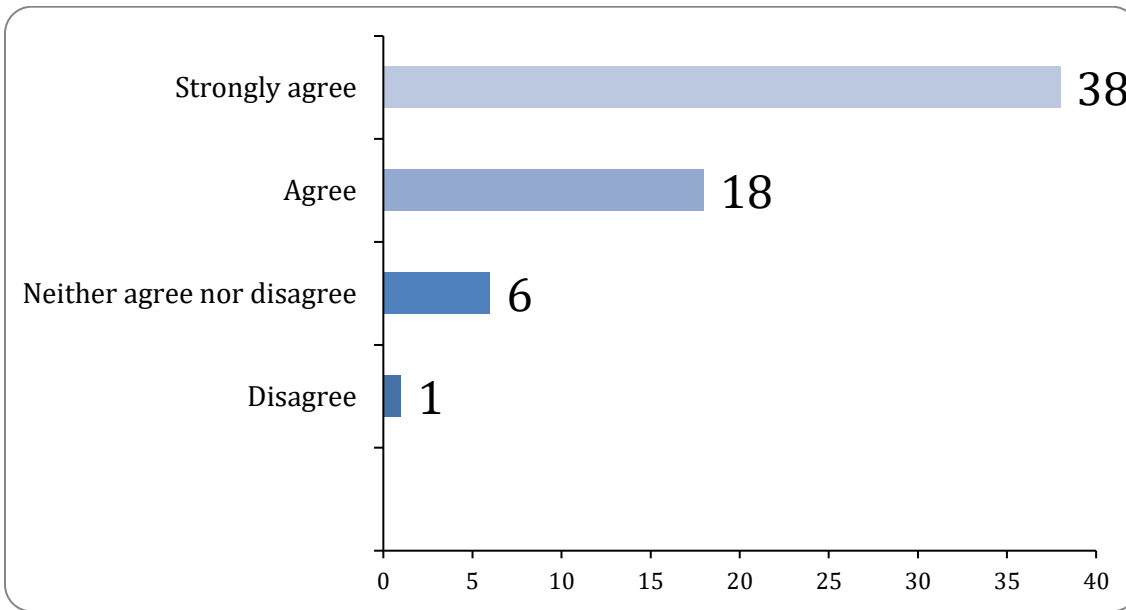
There were 62 responses to this part of the question. 2 did not answer and these have been removed.



Option	Total	Percent
Strongly agree	40	62.50%
Agree	20	31.25%
Neither agree nor disagree	2	3.12%
Disagree	0	0.00%
Strongly disagree	0	0.00%
Not Answered	2	3.12%

Outcome: Embedded the use of health impact assessments in planning practice to ensure new planning proposals do not negatively impact on health, health services or widen health inequalities

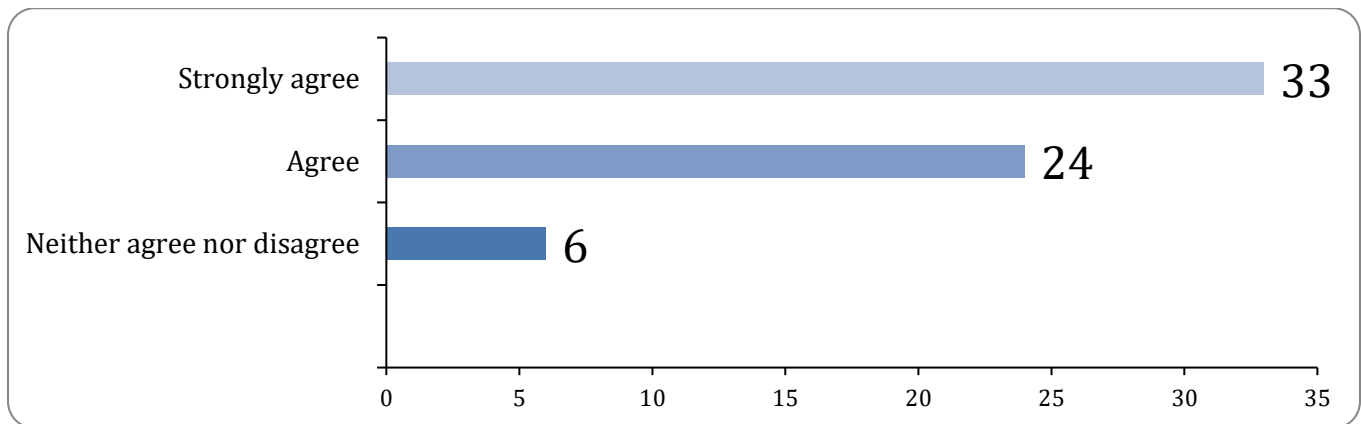
There were 63 responses to this part of the question. 1 did not answer and this has been removed.



Option	Total	Percent
Strongly agree	38	59.38%
Agree	18	28.12%
Neither agree nor disagree	6	9.38%
Disagree	1	1.56%
Strongly disagree	0	0.00%
Not Answered	1	1.56%

Outcome: Supported residents who are digitally excluded, either by lack of equipment, connectivity, skills, cost, or confidence to be able to access services and information to benefit their education, career development, access to clinical services and personal wellbeing

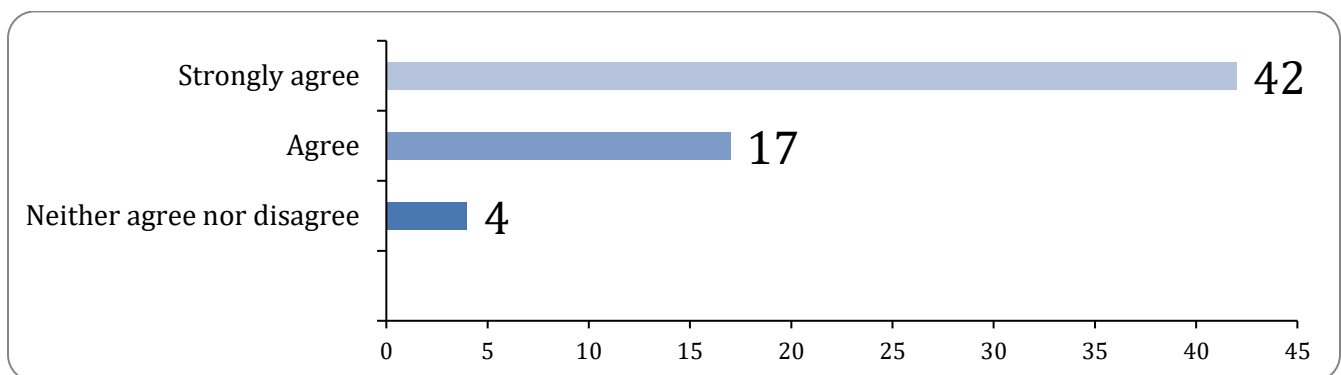
There were 63 responses to this part of the question. 1 did not answer and this has been removed.



Option	Total	Percent
Strongly agree	33	51.56%
Agree	24	37.50%
Neither agree nor disagree	6	9.38%
Disagree	0	0.00%
Strongly disagree	0	0.00%
Not Answered	1	1.56%

Outcome: Reduced barriers to accessing health and care services for families with low-incomes, children and young people who are in or who have been in care, people with learning disabilities, and other cohorts at greatest risk of poor health outcomes

There were 63 responses to this part of the question. 1 did not answer and this has been removed.



Option	Total	Percent
Strongly agree	42	65.62%
Agree	17	26.56%
Neither agree nor disagree	4	6.25%
Disagree	0	0.00%
Strongly disagree	0	0.00%
Not Answered	1	1.56%

Do you have any other comments related to this priority?

There were 16 responses to this part of the question. All comments have been themed and are presented below in order of prevalence. Please note that some comments are coded into multiple themes.

Comments by theme	Number of comments
Broad range of cohorts need to be considered e.g. different ethnic groups/homeless/those with co-existing long-term health conditions/those living alone or who are older	4
Equity of services/service quality/investment needed	3
Priority too broad/needs refining	3
Consider inclusion/risk of digital exclusion	2
Infrastructure/spatial planning important	2
Air quality should be prioritised/air pollution impacts physical/mental health	1
National policy has negative effects in these areas	1
Offer of partnership working to meet goals	1

Are there any other priorities you believe should be included in the Essex Joint Health & Wellbeing Strategy 2022-2026?

There were 21 responses to this part of the question. All comments have been themed and are presented below in order of prevalence. Please note that some comments are coded into multiple themes.

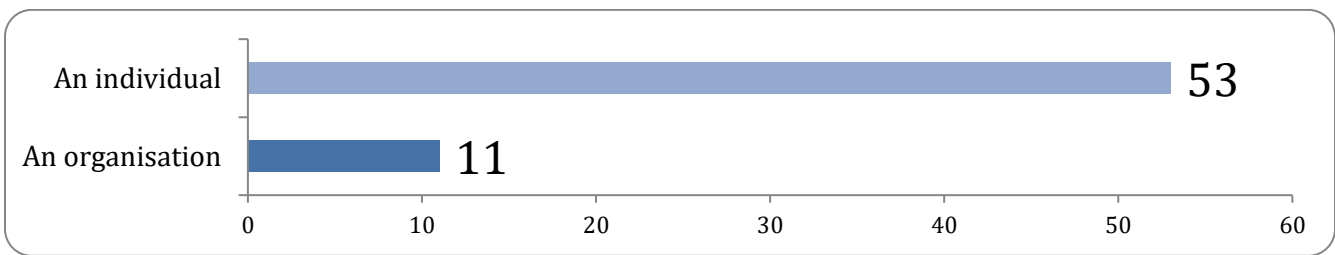
Comments by theme	Number of comments
More/improved/broader service provision needed	5
Resourcing/financial investment needed to meet aims	4
More join up/partnership working needed/offer of partnership working to meet goals	3
Consideration of infrastructure e.g. housing quality, public transport	3
Focus on environment/green spaces	3

Prioritise hospital/care home care	3
End of life strategy/'dying well'	2
Involving residents/patients/family of patients in care/decision-making	2
Broader cohorts to be considered e.g. carers/young carers, single person households and older age groups	2
Life skills for young people/in school curriculum	2
More social integration/community connection/belonging needed	2
More focus on prevention	1
National policy should align with recommendations	1
More affordable facilities/more accessible for those with lower income	1

Who gave their views?

Are you responding as:

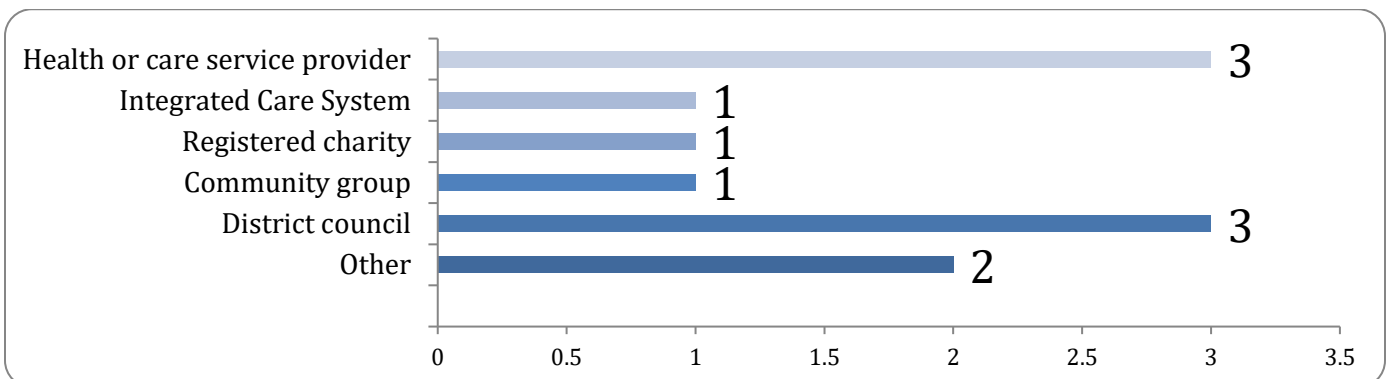
There were 64 responses to this part of the question.



Option	Total	Percent
An individual	53	82.81%
An organisation	11	17.19%
Not Answered	0	0.00%

If you are responding on behalf of an organisation, please select which organisation type:

There were 11 responses to this part of the question [question only shown to those selecting 'organisation' in previous question].



Option	Total	Percent
Health or care service provider	3	4.69%
Integrated Care System	1	1.56%
Clinical Commissioning Group	0	0.00%
Registered charity	1	1.56%
Community group	1	1.56%
Private business	0	0.00%
District council	3	4.69%
Parish council	0	0.00%
Town council	0	0.00%
Other	2	3.12%
Not Answered	53	82.81%

If other, please specify:

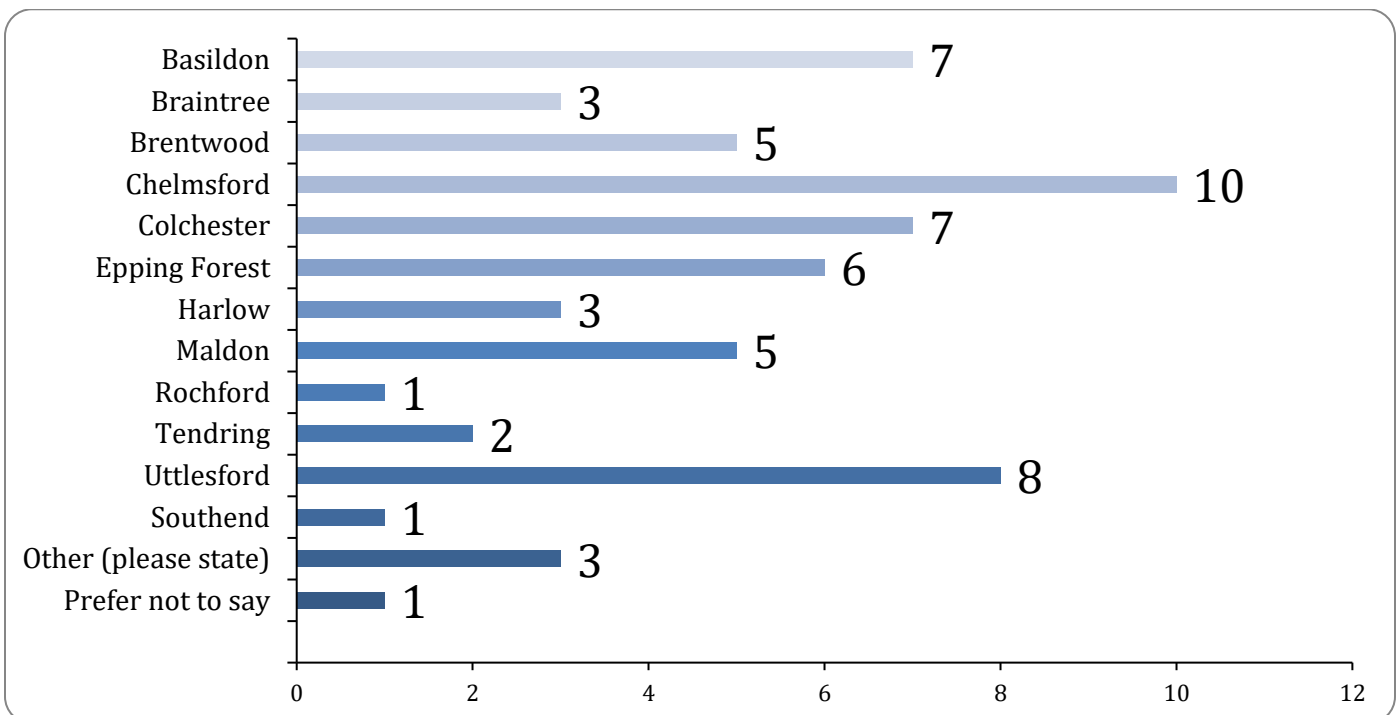
There were 2 responses to this part of the question:

- Local Authority
- ECC Planning Service

[9 responses were received stating name of organisation].

Which district, city or borough do you live in?

There were 62 responses to this part of the question. 2 did not answer and these have been removed.



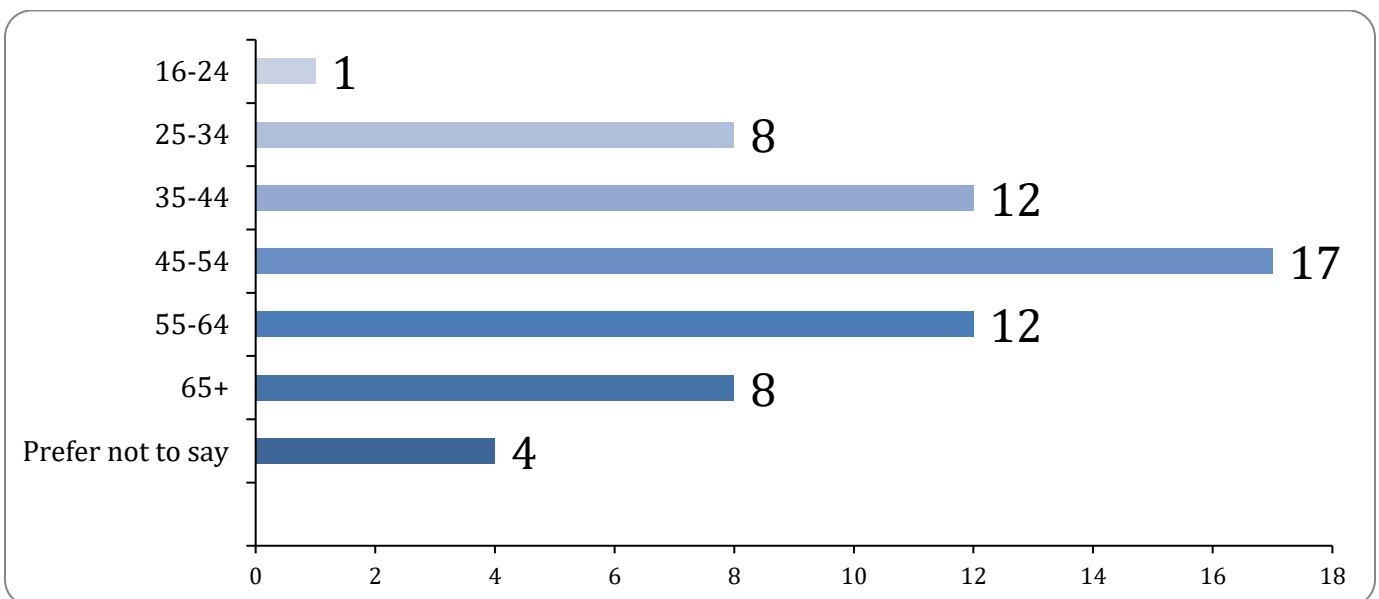
Option	Total	Percent
Basildon	7	10.94%
Braintree	3	4.69%
Brentwood	5	7.81%
Castle Point	0	0.00%
Chelmsford	10	15.62%
Colchester	7	10.94%
Epping Forest	6	9.38%
Harlow	3	4.69%
Maldon	5	7.81%
Rochford	1	1.56%
Tendring	2	3.12%
Uttlesford	8	12.50%
Southend	1	1.56%
Thurrock	0	0.00%
Other (please state)	3	4.69%
Prefer not to say	1	1.56%
Not Answered	2	3.12%

If other, please specify:

[5 responses received].

Which age group do you belong to?

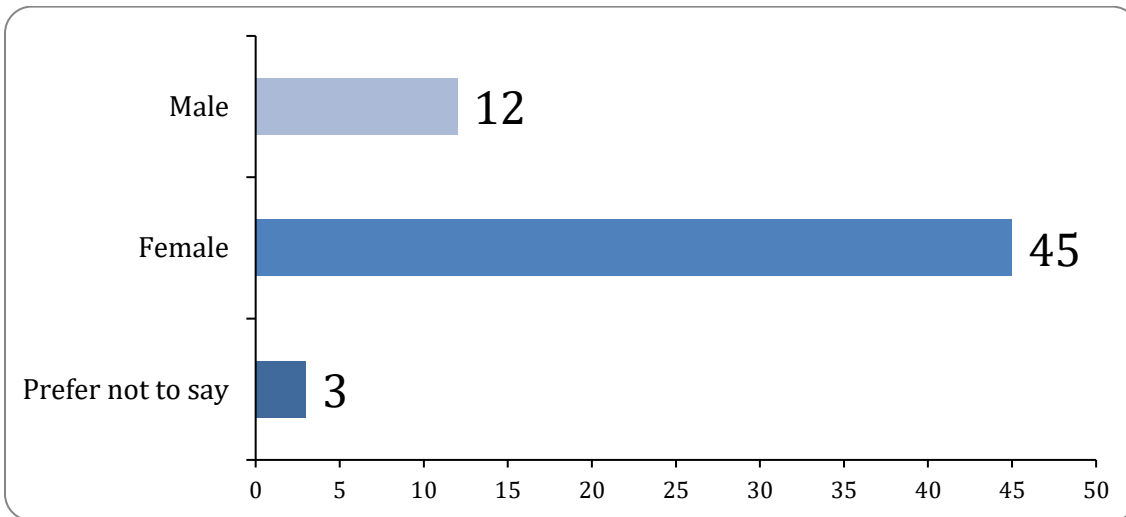
There were 62 responses to this part of the question. 2 did not answer and these have been removed.



Option	Total	Percent
Under 16	0	0.00%
16-24	1	1.56%
25-34	8	12.50%
35-44	12	18.75%
45-54	17	26.56%
55-64	12	18.75%
65+	8	12.50%
Prefer not to say	4	6.25%
Not Answered	2	3.12%

To which gender identity do you most identify?

There were 60 responses to this part of the question. 4 did not answer and these have been removed.



Option	Total	Percent
Male	12	18.75%
Female	45	70.31%
Non-binary	0	0.00%
Prefer to self-describe (option to state below)	0	0.00%
Prefer not to say	3	4.69%
Not Answered	4	6.25%

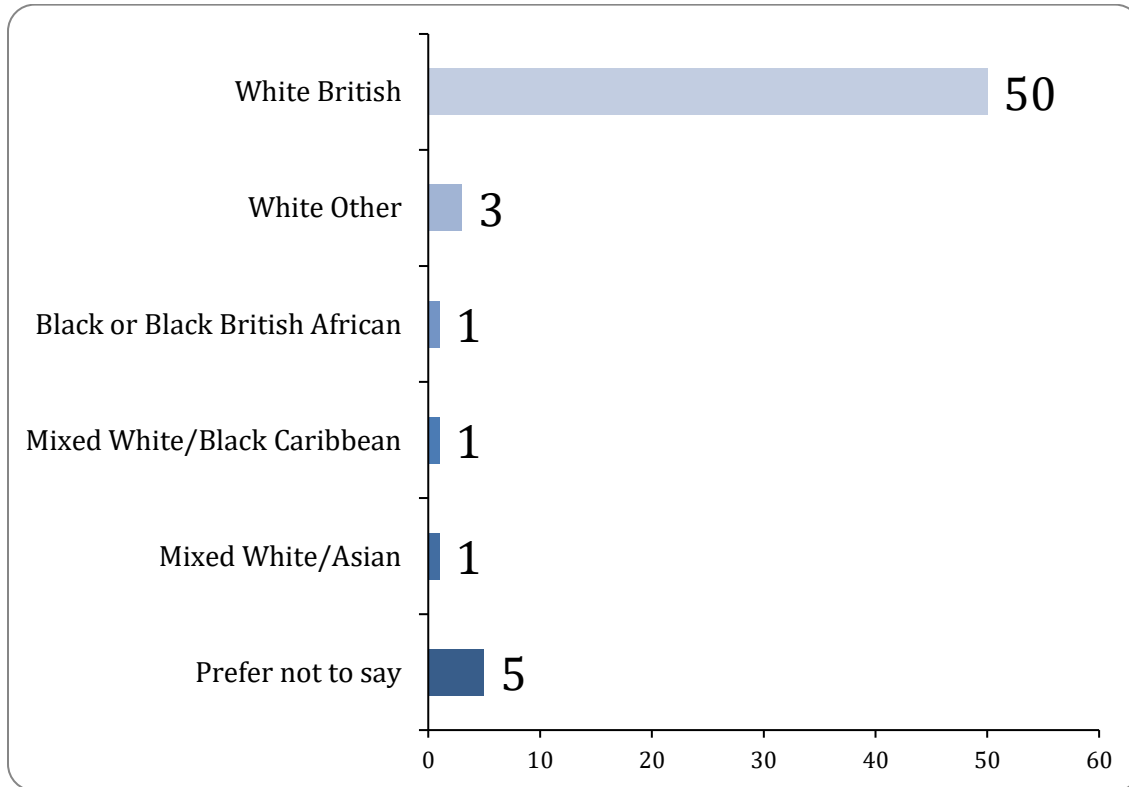
If you prefer to self-describe, please state below:

There was 1 response to this part of the question:

- We are an organisation

What is your ethnicity?

There were 61 responses to this part of the question. 3 did not answer and these have been removed.



Option	Total	Percent
White British	50	78.12%
White Irish	0	0.00%
White Other	3	4.69%
Gypsy / Roma	0	0.00%
Traveller of Irish Heritage	0	0.00%
Black or Black British African	1	1.56%
Black or Black British Caribbean	0	0.00%
Mixed White/Black African	0	0.00%
Mixed White/Black Caribbean	1	1.56%
Black Other	0	0.00%
Asian or Asian British Pakistani	0	0.00%
Asian or Asian British Indian	0	0.00%
Asian or Asian British Other	0	0.00%
Mixed White/Asian	1	1.56%
Asian Other	0	0.00%
Chinese	0	0.00%
Mixed Other	0	0.00%

Not Known	0	0.00%
Prefer not to say	5	7.81%
Other, please specify	0	0.00%
Not Answered	3	4.69%

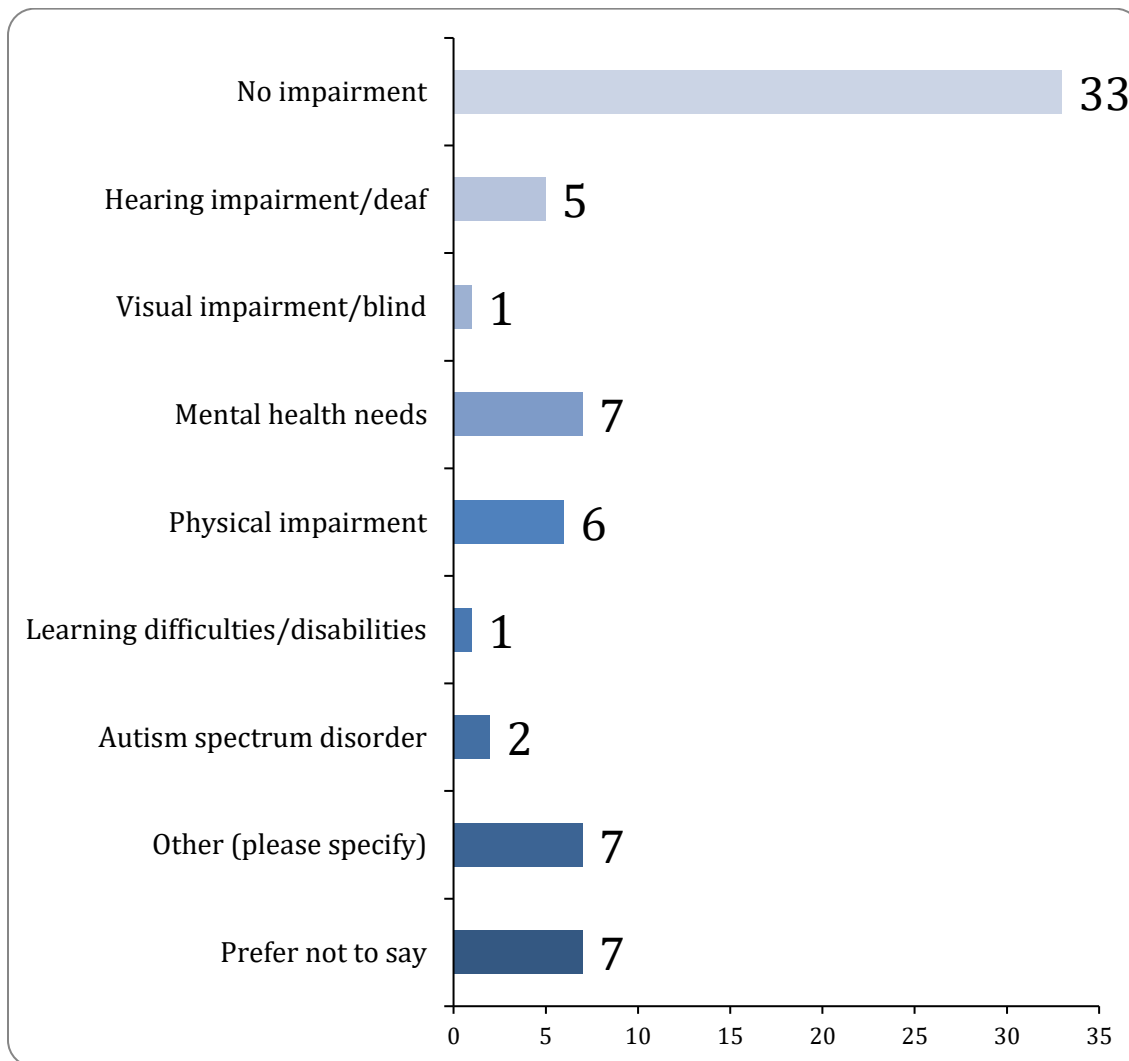
If other, please specify

There was 1 response to this part of the question:

- We are an organisation

Do you consider yourself to have a health condition, disability or impairment? Please tick all that apply.

There were 60 responses to this part of the question. 4 did not answer and these have been removed.



Option	Total	Percent
No impairment	33	51.56%
Hearing impairment/deaf	5	7.81%
Visual impairment/blind	1	1.56%
Deafblind	0	0.00%
Mental health needs	7	10.94%
Drug or alcohol addiction	0	0.00%
Physical impairment	6	9.38%
Learning difficulties/disabilities	1	1.56%
Autism spectrum disorder	2	3.12%
Other (please specify)	7	10.94%
Prefer not to say	7	10.94%
Not Answered	4	6.25%

If other, please specify

There were 9 responses to this part of the question:

- Old age
- Co-existing long term health conditions
- Chronic health condition
- ADHD
- Cancer survivor
- ADHD, Dyslexia
- Obesity
- Heart and lung condition and overweight
- We are an organisation

Essex County Council

This information is issued by:

Essex County Council
Research & Citizen Insight

Contact us:

research@essex.gov.uk

County Hall
Market Road
Chelmsford
CM1 1QH

Sign up to Keep Me Posted email updates:
[Essex.gov.uk/keepmeposted](https://www.essex.gov.uk/keepmeposted)

Twitter: [Essex_CC](https://twitter.com/Essex_CC)

Facebook: [Facebook.com/essexcountycouncil](https://www.facebook.com/essexcountycouncil)

The information contained in this document can be translated, and/or made available in alternative formats, on request.

Published March 2022.