

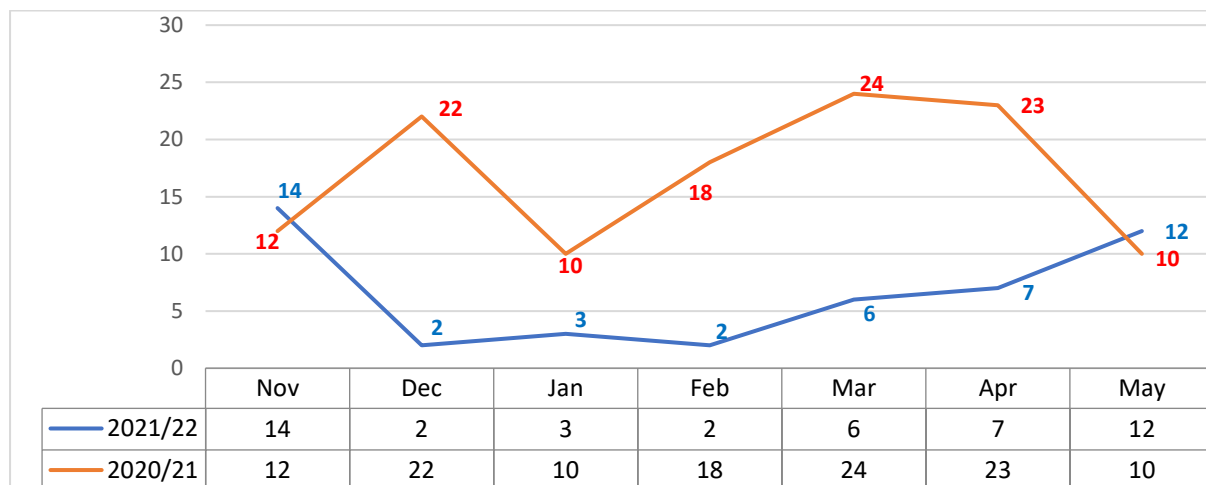
## Unauthorised encampments

Encampments from November 2021 to May 2022 (End)



**NB. Please note the following are stats are acquired by ECTU.**

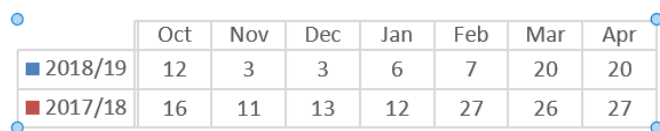
**Figure 1 - Comparison between Nov to May (2020/21 & 2021/22)**



The data shows that only for that only November and May bare any correlation to the comparison match ups.

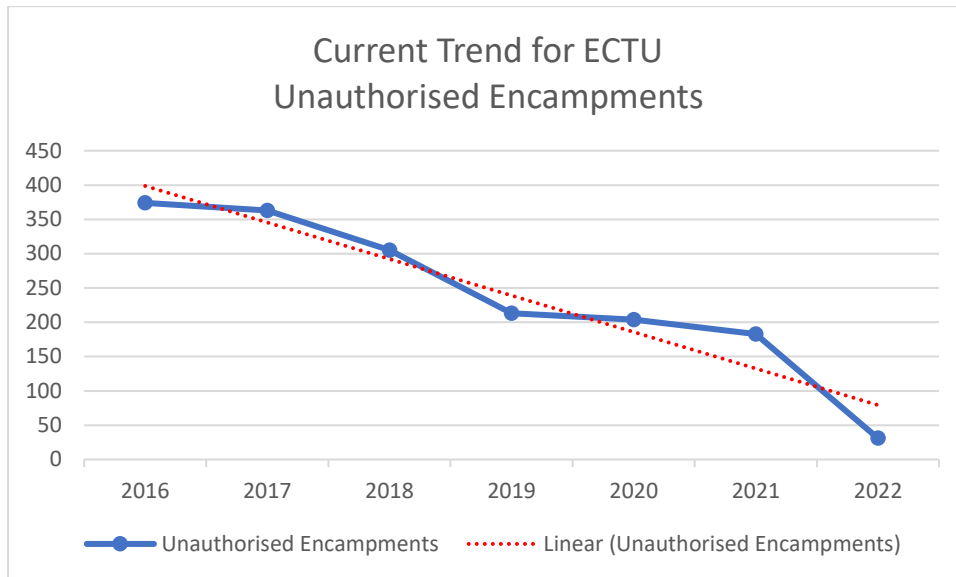
The other remaining months are dramatically down to single figures for the main winter periods.

Overall 2021/22 figures are in line with previous years as shown below for 2018/19 bar the spring months and so historically this can be very quiet.



Further this period we did not have any family group as we did in December 2020, into January 2021 – that resided in the Chelmsford industrial areas (both private & highway).

**Figure 2 – Current Trend for Unauthorised Encampments**

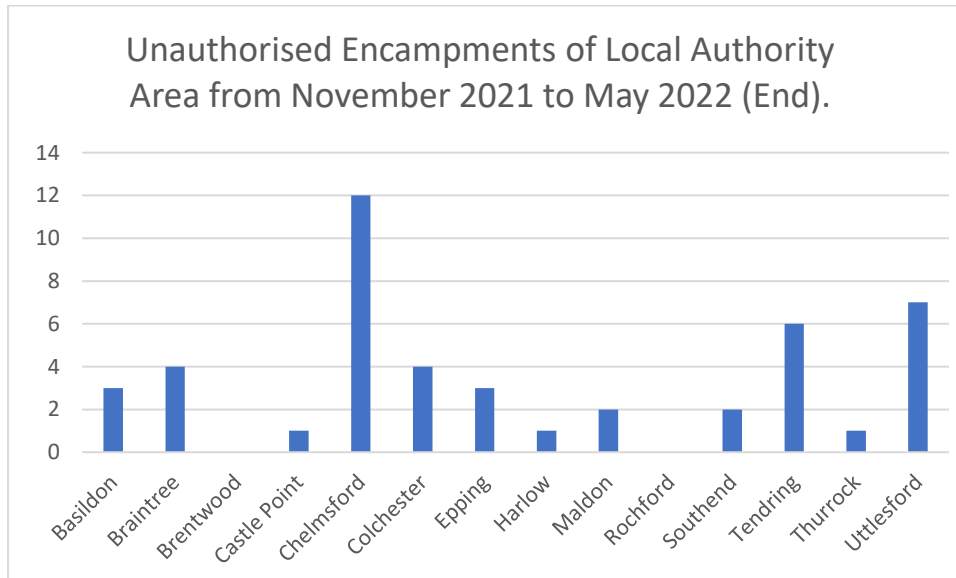


The overall trend shows that the current year 2022 is likely to result to continue in a downward trajectory but unless the coming summer is very busy, the outlook seems to be a quietest summer and lowest encampments since the inception of the ECTU.

Reiteration for possible reason for this downturn:

- Fewer regular family groups have not travelled around the county of Essex than previously (possibly exhausted all locations and earning capacity).
- Gypsy/Travellers are now tending to stop at private rental locations over the winter months rather than be mobile.
- Past Injunctions legacy.
- Police engagement on UEs (maybe RET can expand, if valid).
- Covid-19 After affect of 2020 & 2021 (not as much trade in town centres).
- Cost of Living – settled community not having the surplus to support traveller trade.

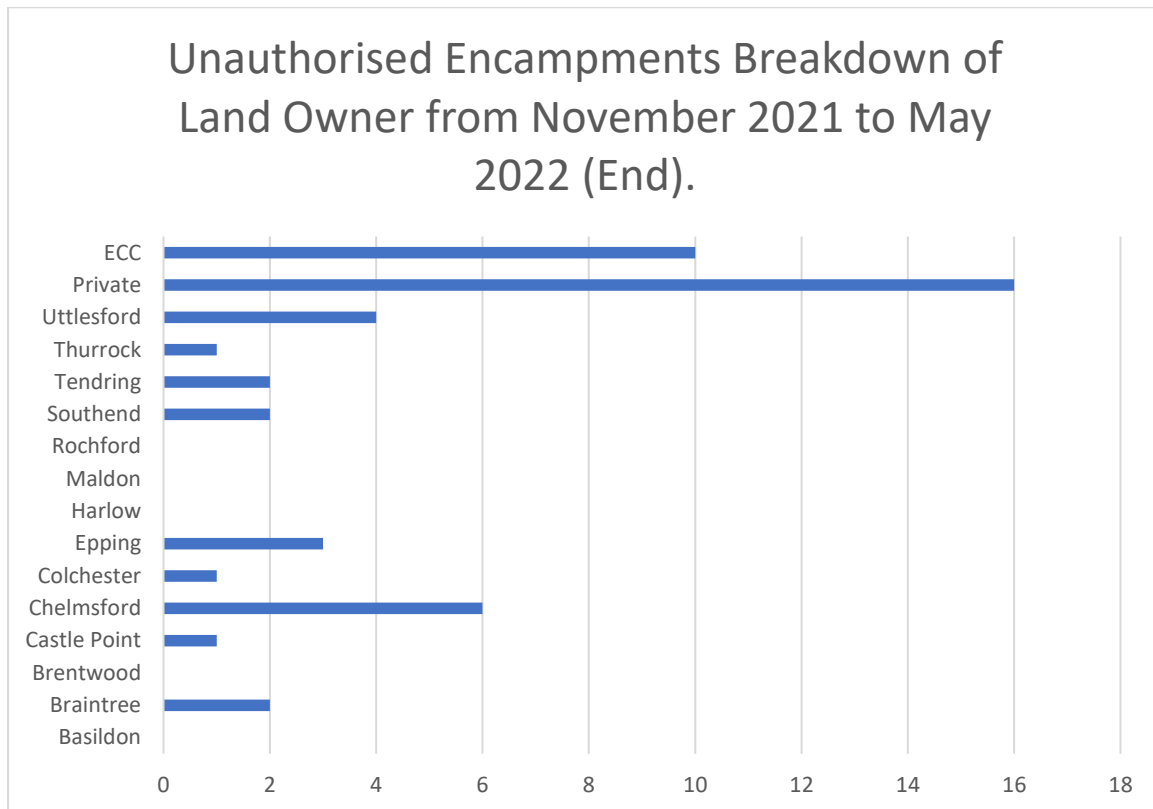
**Figure 3. Unauthorised Encampments in Essex by District/Brough- November 2021 to Date.**



The following charts show UE activity: -

- by district/borough which will include Highways & Private encampments under the district heading – Total encampments for this period 47

**Figure 4. Breakdown of UE's by Landowner - January to May (end) 2021**



## Other UE related topics.

Reiteration Injunction update (for Operations Board, unless any significant update for Joint Committee).

### 1) Expired:

- a. **Basildon** – ‘interim injunction’ no longer enforced as of 18<sup>th</sup> November 2020.
- b. **Harlow** - injunction expired at on 14<sup>th</sup> July 2020 (originally granted on 14<sup>th</sup> June 2017).

### 2) Live:

- a. **Update from Thurrock Council** – ‘interim injunction’ active since 4<sup>th</sup> September 2019. Still intention to go for full injunction.
- b. **Epping (Non Partner)** - ‘interim injunction’ active since 23<sup>rd</sup> April 2021 (Carparks only).

### Unauthorised Encampments – Performance November 2020 to May 2021 (End)

Objective	sub	Measure	Target	Timescale	Outcome	Comments
UE visited within 1 working day		%	97%	Nov 2021 to May 2022	100.00%	
ECTU led Encampments resolved through	Negotiated/Other	%	40%		35%	Last meetings results: 42.50%
	Courts	%	60%		65%	Last meetings results: 46.43%
Totals	Section 77/8 Part 55 Section 61 Negotiated Other	11 0 6 6 0	Data Only			NB. All x6 Section 61s were on private land (taken from the whole data range).
s77's complete within 10 working days		%	100%		100.00%	Longest processing day 8 days.
s77's complete within 7 working days		%	90%		88.00%	Last meetings results: 80.36% Legal and Magistrates' courts are seemly processing back to normal action and achievement times.  Previously: slight delay issues with Magistrate Court– owing to virtual court hearings and admin returns (DLT, Summons/Court Orders). <b>Court experiences staffing supplier!!</b>  <b>Not currently impacting on the 10 days completion target.</b>
% of encampments where ECTU are involved		%	NA		51.00%	Last meetings results: 52.50%
Number of encampments	Partner	26	NA			
	Non-partner	5	NA			
	Private	16	NA			

