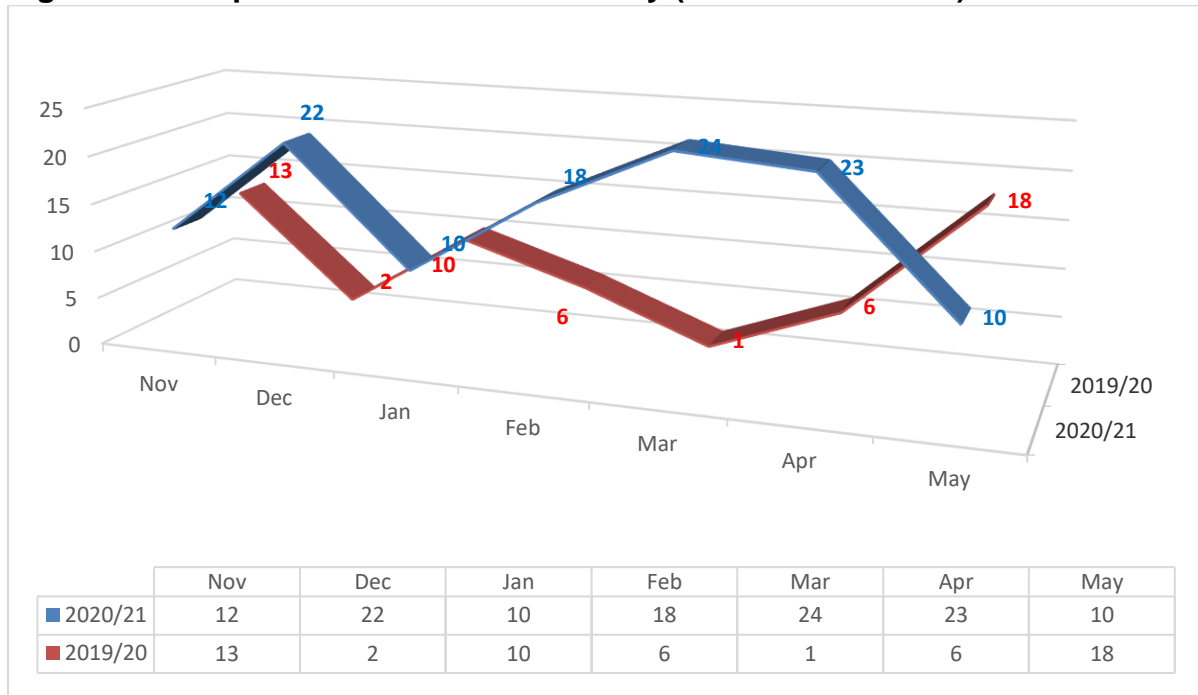


Unauthorised encampments

Encampments from November 2020 to May 2021 (End)



Figure 1 - Comparison between Nov to May (2019/20 & 2020/21)



The data shown marked difference between the periods outlined in Figure 1 covering Unauthorised Encampment (UEs) totals that nearing doubled the amount of UEs for 2020/21 (119 UEs) compared against 2019/20 (56 UEs).

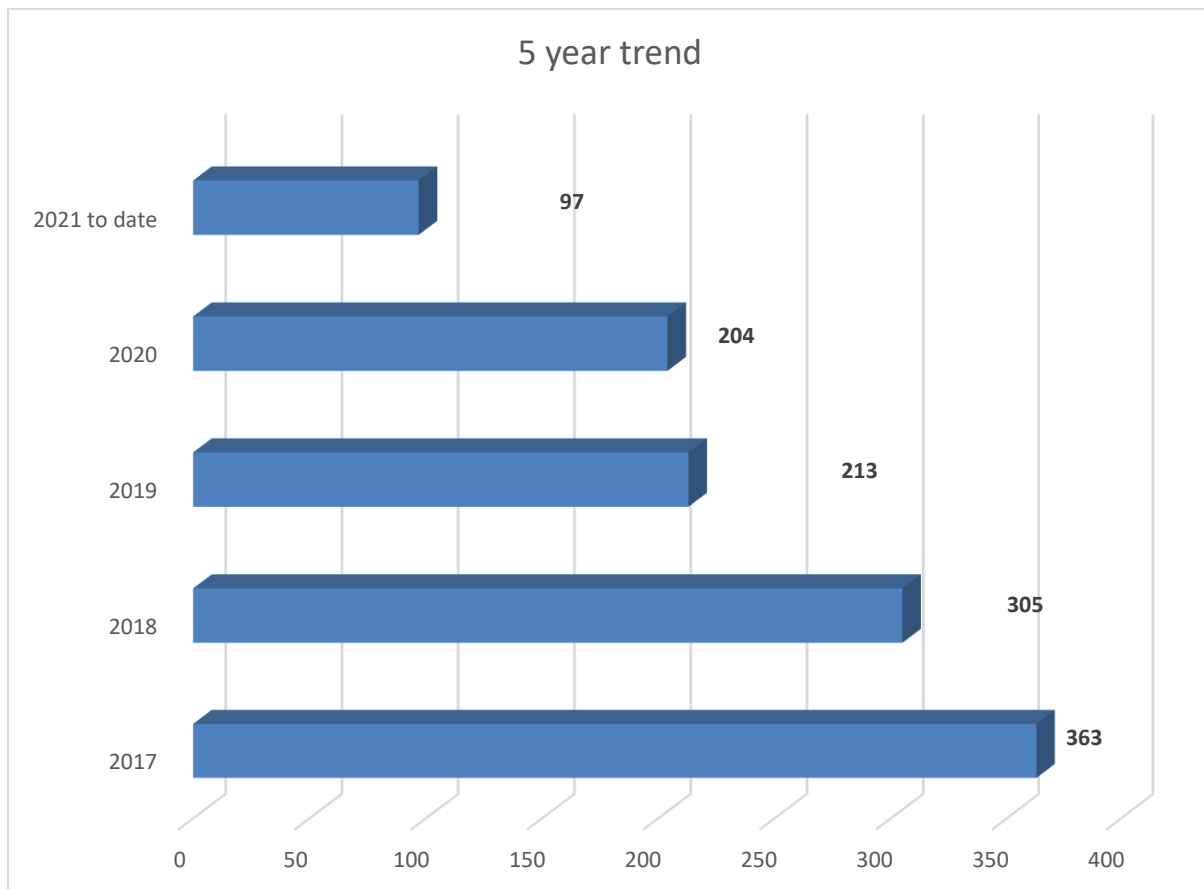
2019/20 (Nov to Feb) was fairly similar to previous years and so obviously from (March to April) the first government enforce isolation was set in motion and impacted on numbers.

Overall 2020/21 figures are in line with previous years as shown below for 2017/18 & 2018/19 table.

| | Oct | Nov | Dec | Jan | Feb | Mar | Apr |
|---------|-----|-----|-----|-----|-----|-----|-----|
| 2018/19 | 12 | 3 | 3 | 6 | 7 | 20 | 20 |
| 2017/18 | 16 | 11 | 13 | 12 | 27 | 26 | 27 |

Looking at December 2020 – the main reason for the seemingly un-natural number was one known family migrating around Chelmsford industrial areas (both private & highway).

Figure 2 – Last 5 Year Trend for UEs



The overall trend shows that the current year 2021 is likely to result in the same final count as 2020 & 2019.

If this is the case this it would be the third year of consistent impact of UEs across the county and could be a new baseline gage moving forward.

Possible reason for this downturn:

- a. Fewer regular family groups have not travelled around the county than previously.
- b. Injunctions in previously favoured/targeted district/boroughs (Basildon, Thurrock, Harlow, Epping) may have deterred the above regular groups.
- c. Police engagement on UEs (maybe RET can expand, if valid).
- d. Covid-19 (for 2020 & 2021).

Figure 3. Unauthorised Encampments in Essex by District/Brough- 2021 to date

The following charts show UE activity: -

- by district/brough which will include Highways & Private encampments under the district heading – Total encampments for this period 100

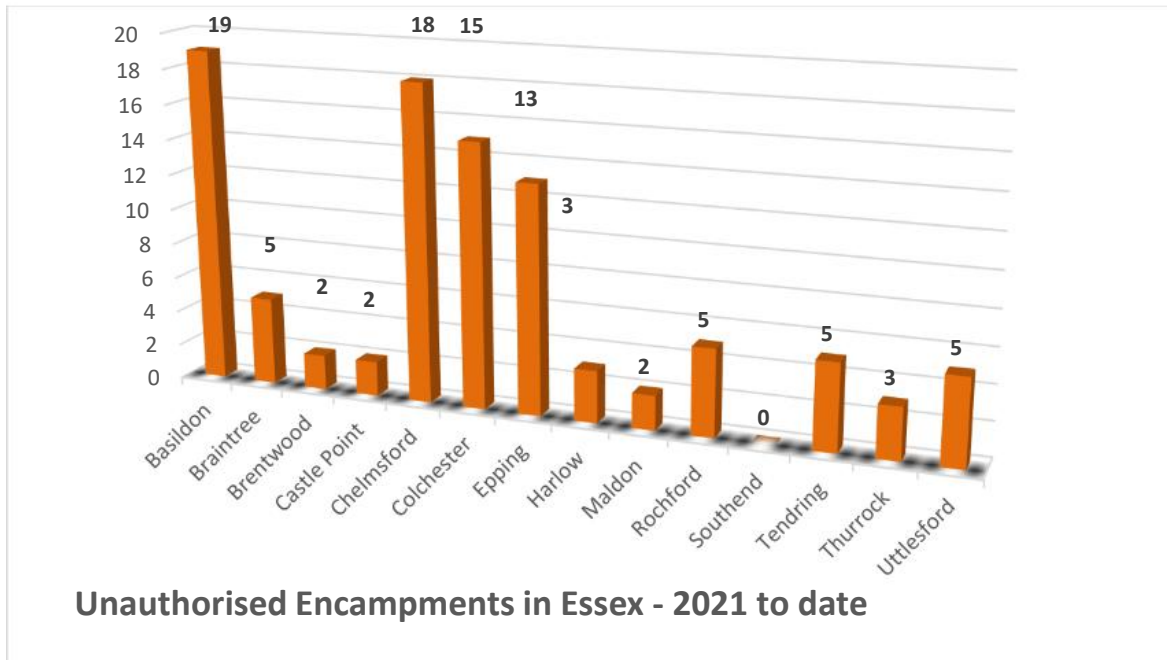
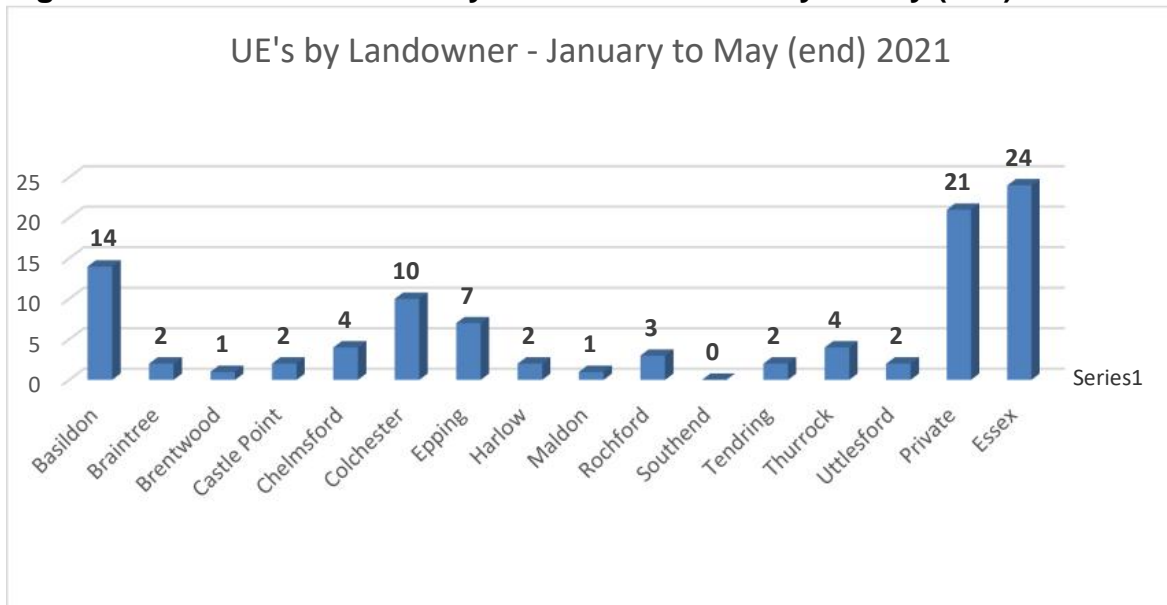


Figure 4. Breakdown of UE's by Landowner - January to May (end) 2021



Other UE related topics.

Injunction update.

1) Expired:

- a. **Basildon** – ‘interim injunction’ no longer enforced as of 18th November 2020.
- b. **Harlow** - injunction expired at on 14th July 2020 (originally granted on 14th June 2017).

2) Live:

- a. **Thurrock** – ‘interim injunction’ active since 4th September 2019. Still intention to go for full injunction.
- b. **Epping** - ‘interim injunction’ active since 23rd April 2021 (Carparks only).

3) New ruling puts an end to wide anti-Traveller injunctions use of “persons unknown”.

From 12th May, 2021 – application cannot name “persons unknown”.



FRIENDS, FAMILIES
AND TRAVELLERS (FF)

Full Injunction: [London Borough of Barking and Dagenham & Ors v Persons Unknown & Ors \[2021\] EWHC 1201 \(QB\) \(12 May 2021\) \(bailii.org\)](#)

4) Government Policy update:

Government to give police powers to tackle unauthorised encampments –
From: Home Office and The Rt Hon Priti Patel MP
Published: 8 March 2021

<https://www.gov.uk/government/news/government-to-give-police-powers-to-tackle-unauthorised-encampments>

**Unauthorised Encampments – Performance
November 2020 to May 2021 (End)**

| Objective | sub | Measure | Target | Timescale | Outcome | Comments |
|---|--|-------------------------|-----------|------------------|---------------|---|
| UE visited within 1 working day | | % | 97% | Nov 20 to May 21 | 98.33% | |
| Encampments resolved through | Negotiated/Other | % | 40% | | 42.50% | |
| | Courts | % | 60% | | 46.43% | |
| Totals | Section 77/8 Part 55 Section 61 Negotiated Other | 56 0 4 51 9 | Data Only | | | |
| s77's complete within 10 working days | | % | 100% | | 98.21% | |
| s77's complete within 7 working days | | % | 90% | | 80.36% | Slight delay issues with Magistrate Court– owing to virtual court hearings and admin returns (DLT, Summons/Court Orders). Court experiences staffing supplier!! Not currently impacting on the 10 days completion target. |
| % of encampments where ECTU are involved | | % | NA | | 52.50% | |
| Number of encampments | Partner | 79 | NA | | | |
| | Non-partner | 12 | NA | | | |
| | Private | 29 | NA | | | |