

Corporate Scrutiny

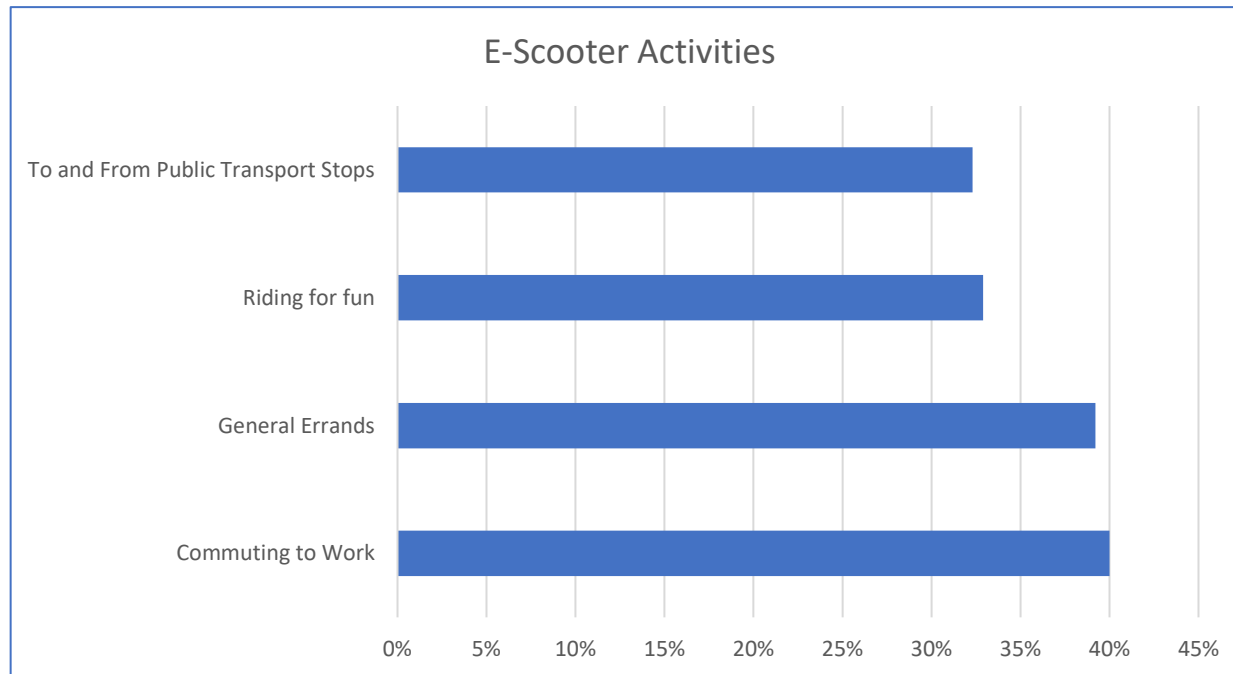
Committee follow up actions

Corporate Scrutiny requested breakdowns of performance for the following areas following the committee discussion:

- E-Scooters
- Skills
- Jobs created and safeguarded
- Section 106

E-Scooter Pilot Performance

To date 1,090,073 trips have been made



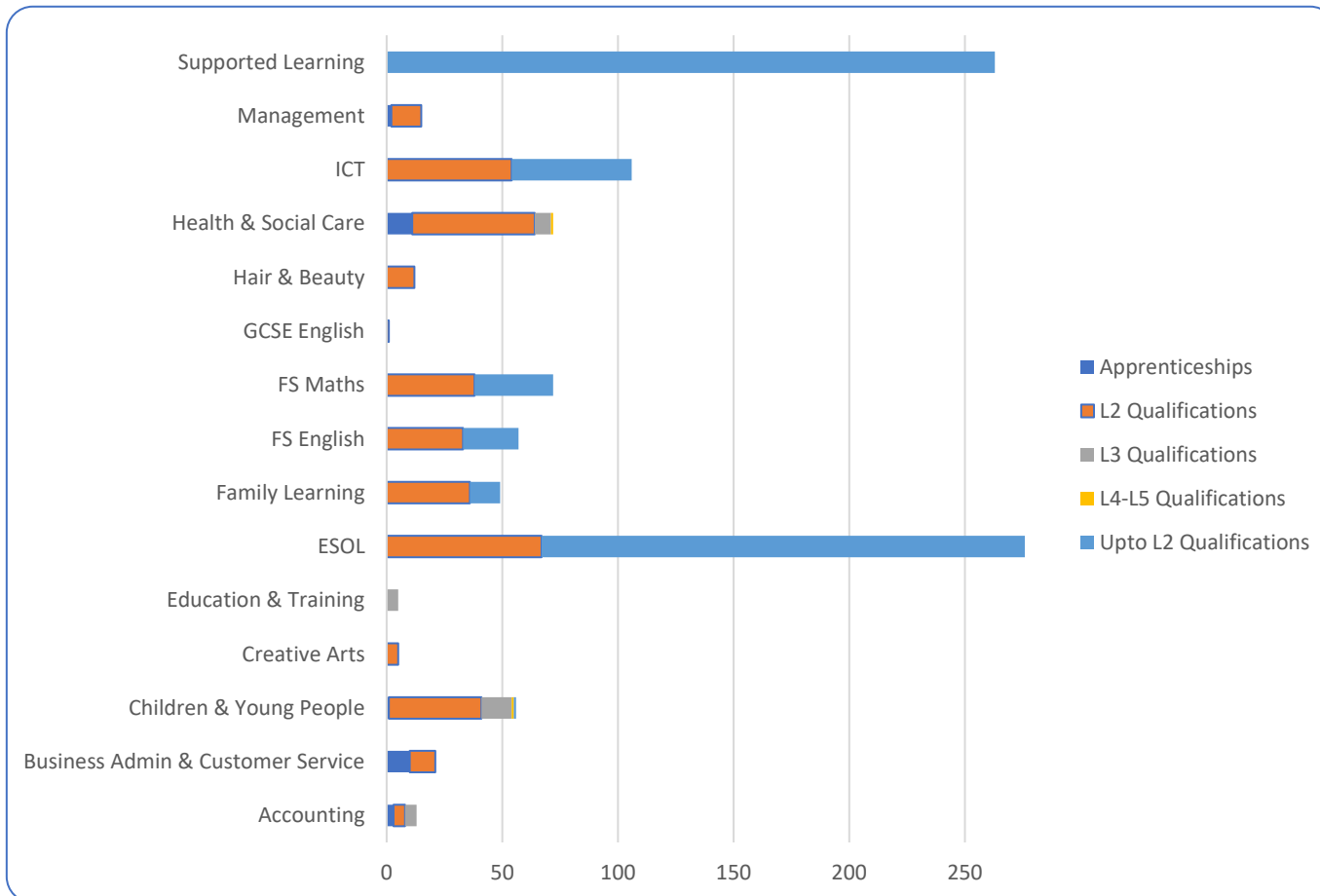
78.3% of Essex respondents agreed or strongly agreed that e-scooter hire schemes help reduce usage of cars and help lower emissions.

54.9% of Essex respondents use at least one of their e-scooter hire scheme trips during a typical week to connect to public transport.

75.1% of Essex respondents use an e-scooter hire scheme instead of using a personal car at least a few times a month

Skills breakdown

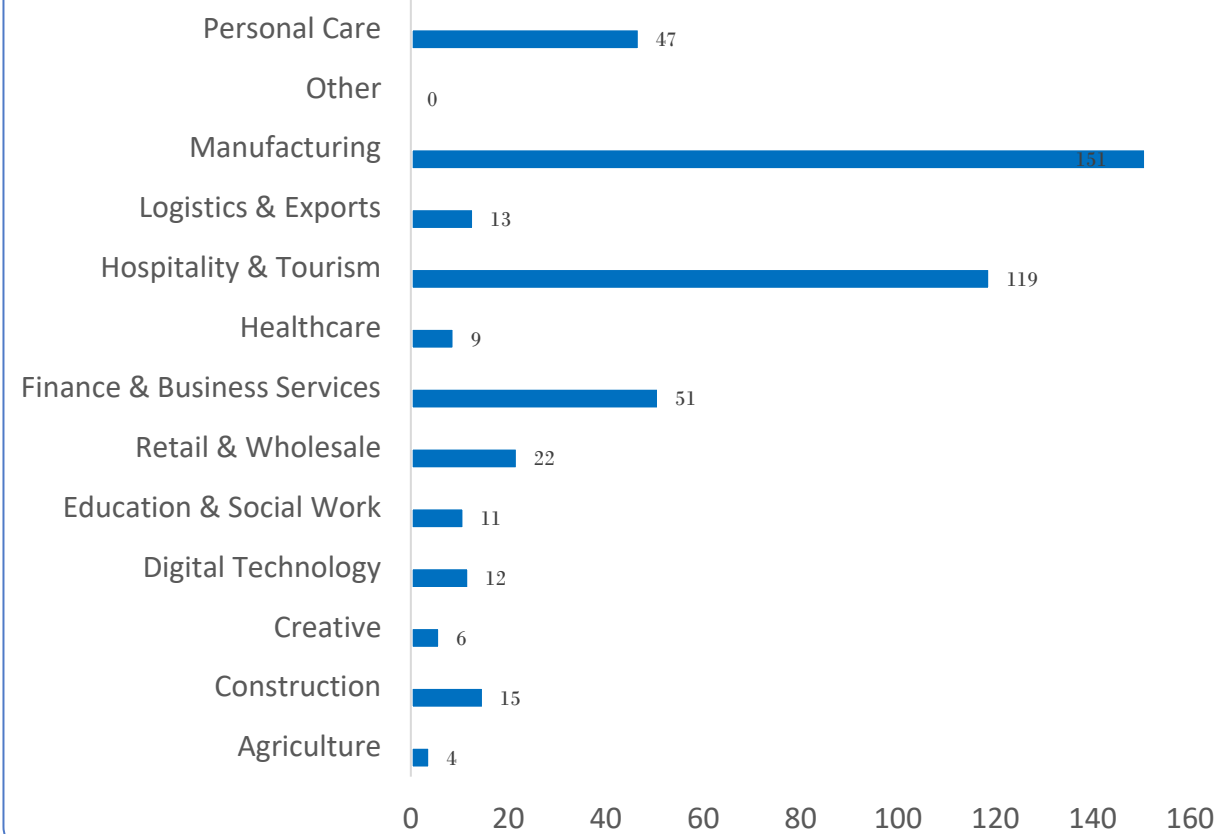
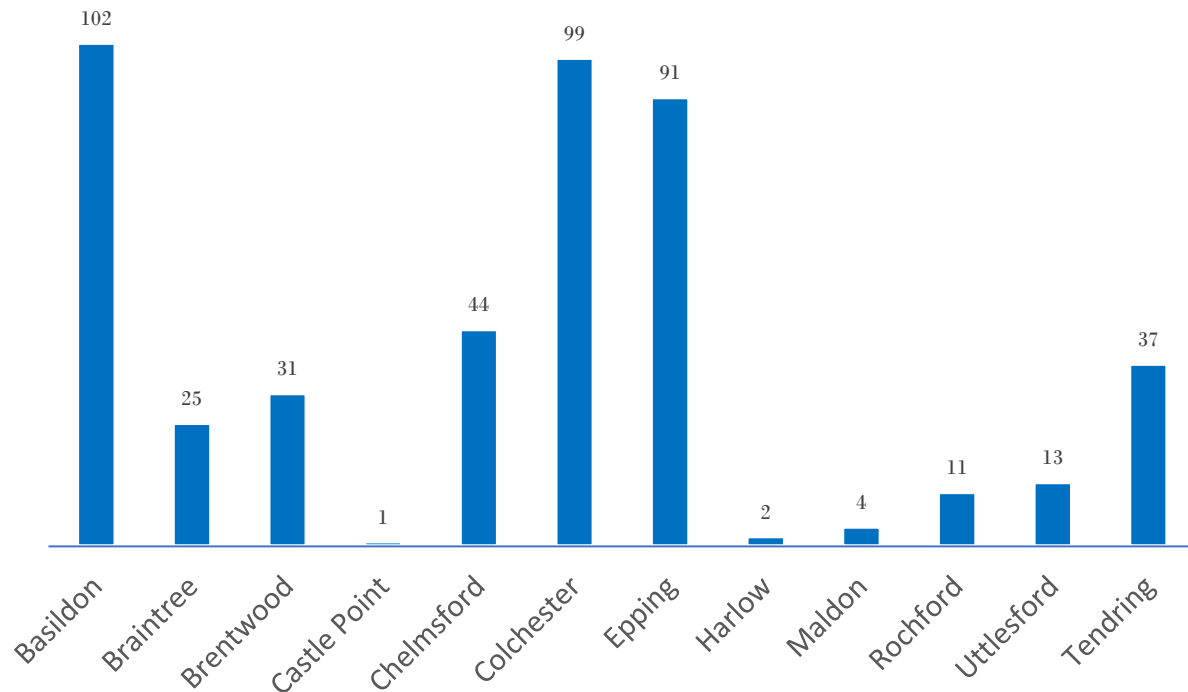
This breakdown shows the number of qualifications carried out through ACL training programmes in different subject areas since 1st April 2022



Curriculum Area	No of Starts
Upto L2 Qualifications	
Children & Young People	1
ESOL	267
Family Learning	13
FS English	24
FS Maths	34
ICT	52
Supported Learning	263
Upto L2 Qualifications Total	654
L2 Qualifications	
Accounting	5
Business Admin & Customer S	11
Children & Young People	40
Creative Arts	5
ESOL	67
Family Learning	36
FS English	33
FS Maths	38
GCSE English	1
Hair & Beauty	12
Health & Social Care	53
ICT	54
Management	13
L2 Qualifications Total	368
L3 Qualifications	
Accounting	5
Children & Young People	13
Health & Social Care	7
Education & Training	5
L3 Qualifications Total	30
L4-L5 Qualifications	
Children & Young People	1
Health & Social Care	1
L4-L5 Qualifications Total	2
Apprenticeships	
Health & Social Care	11
Children & Young People	1
Accounting	3
Business Admin & Customer S	10
Management	2
Apprenticeship Total	27

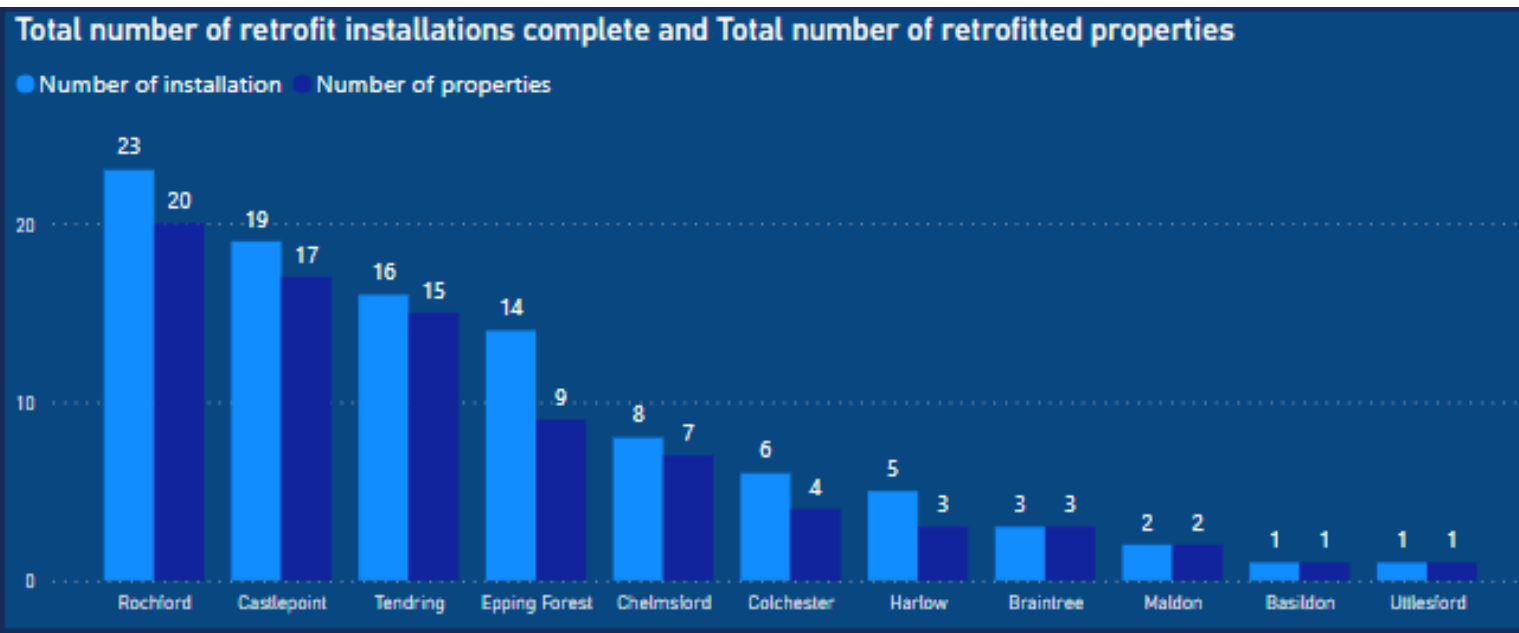
Jobs created and safeguarded breakdown

Jobs by District



This breakdown provides the number of jobs created or safeguarded through ECC projects by district and by job sector for June 2021-June 2022. The total jobs created or safeguarded over that period was xx

Retrofit Low Income Households



Graphs show the district breakdown of the properties retrofitted in 2021/22 through the LAD Phase 1 scheme.

The allocation process is predominantly first come first served, with some funding schemes leaning towards prioritising the lower end of the EPC rated properties (G). The schemes are managed by the net zero hub/warmworks for the GHGLAD/SW project, therefore not ECC.

Householders have to apply themselves or be referred in to the schemes. Low household income and EPC level of D-G rated are the main criteria.

Retrofit Schemes – Planned for 22/23

Estimated number of homes is based on £10-20K per property

Name of Scheme	Funding	Number of estimated homes
GHG LAD Phase 2	£5,200,000	520
Social Housing Decarbonisation Fund (SHDF) Wave 1	£2,600,000	547
Sustainable Warmth	£17,200,000	1691
Total	£25,000,000	2758