

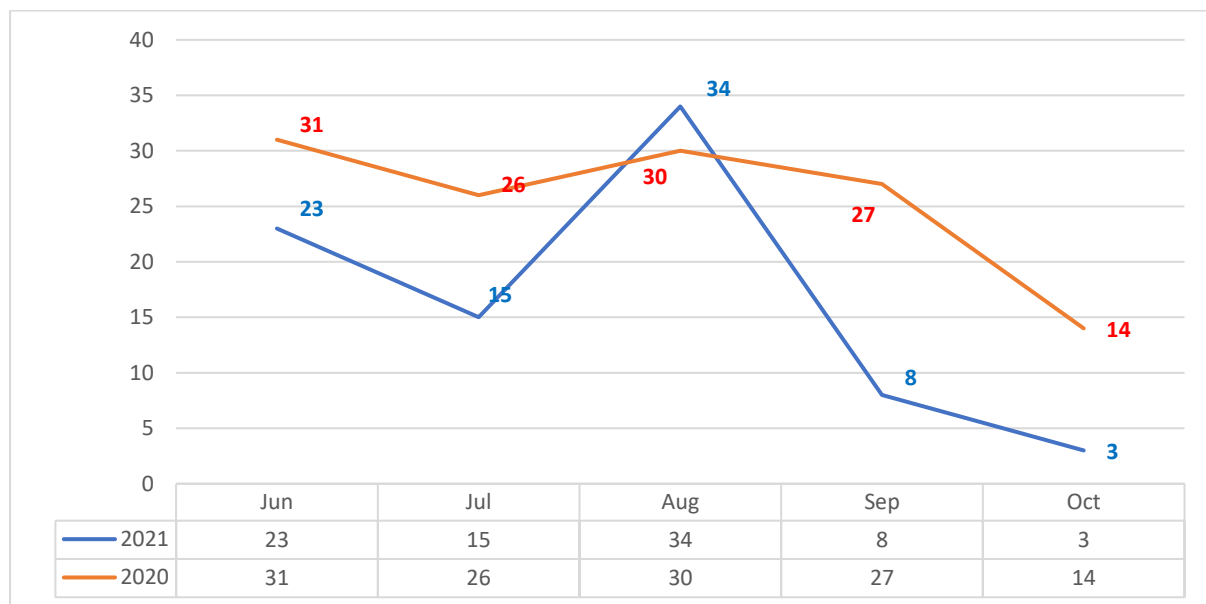
Unauthorised encampments

Encampments from June 2021 to October 2021 (End)



NB. Please note the following stats are acquired by ECTU.

Figure 1 - Comparison between June to October (2020 & 2021)



The over take away from comparing the mirrored period of 2021 and 2020 is the similarity as recorded for the month of August in the respective years. Other than there is no real coloration between both sets of data

	Jun-19	Jul-19	Aug-19	Sep-19	Oct-19
■ May 19 to Oct 19	34	35	22	15	15
■ May 18 to Oct 18	48	54	47	16	12

Even looking further back, again there is not firm coloration from past years to this!

The only noticeable point will be the lower than usual reported UEs for September & October 2021.

Figure 2 – Last 5 Year Trend for UEs

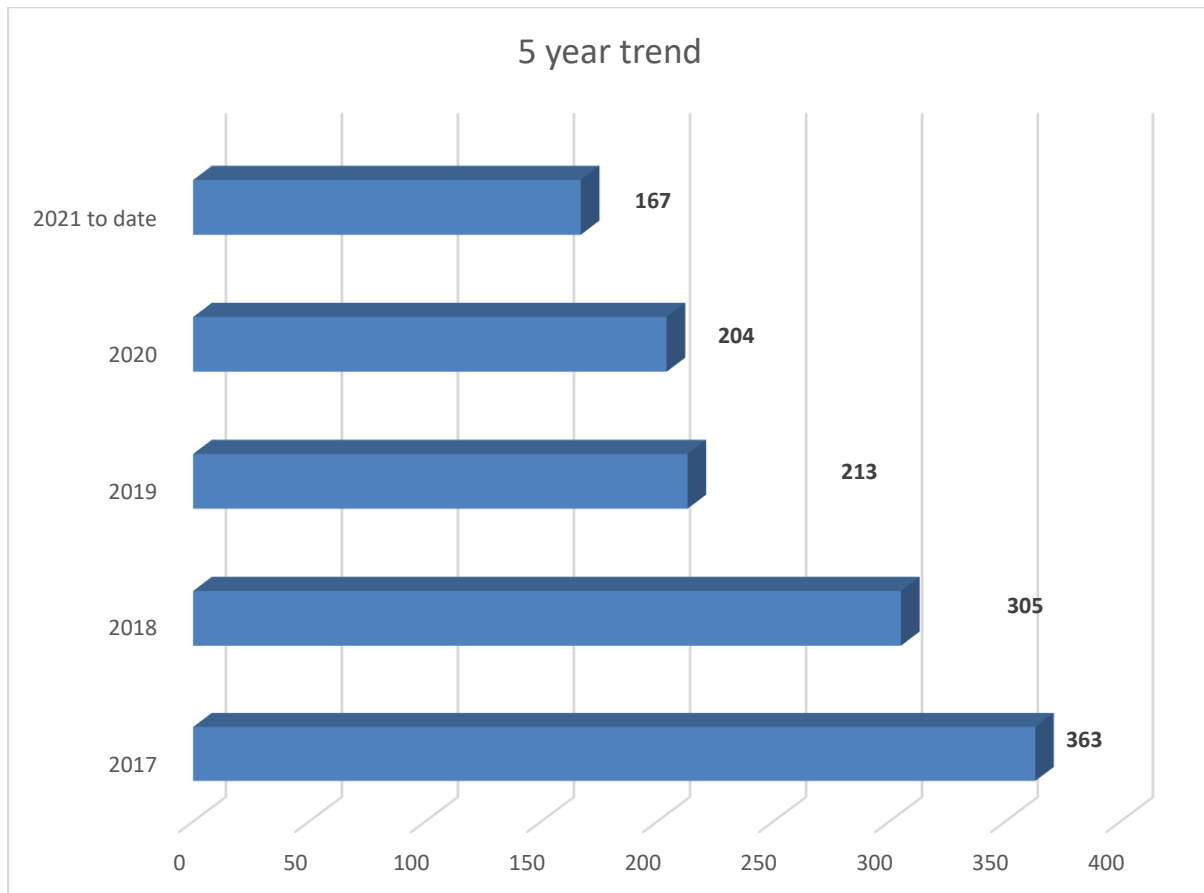


Figure 2.1 – Cut of Graph from previous meeting to show recorded numbers at the end of May 2021 (for reference).

The overall trend shows that the current year 2021 now likely to result in a lower total than the 2020 and continues the year on year decrease as shown for the last four years.

As mentioned in previous meetings the main likely reason for this current reduction would be the half a dozen of the main travelling families (McGinley's, Maloney's, Ward's, Stokes', Loveridges', Maughan/ Riley/Mcdonaugh) not targeting Essex to frequent, as had been the case since the inception of the ECTU.

I have left the below list from the previous meeting as further possible reasons for the decrease, which maybe a contributing factor(s).

Possible reason for this downturn:

- a. *Fewer regular family groups have not travelled around the county than previously??*

- b. Injunctions in previously favoured/targeted district/boroughs (Basildon, Thurrock, Harlow, Epping) may have deterred the above regular groups??
- c. Police engagement on UEs??
- d. Covid-19 (for 2020 & 2021)??

Figure 3. Unauthorised Encampments in Essex by District/Brough- January to October (end) 2021

The following charts show UE activity: -

- by district/brough which will include Highways & Private encampments under the district heading – Total encampments for this period 167

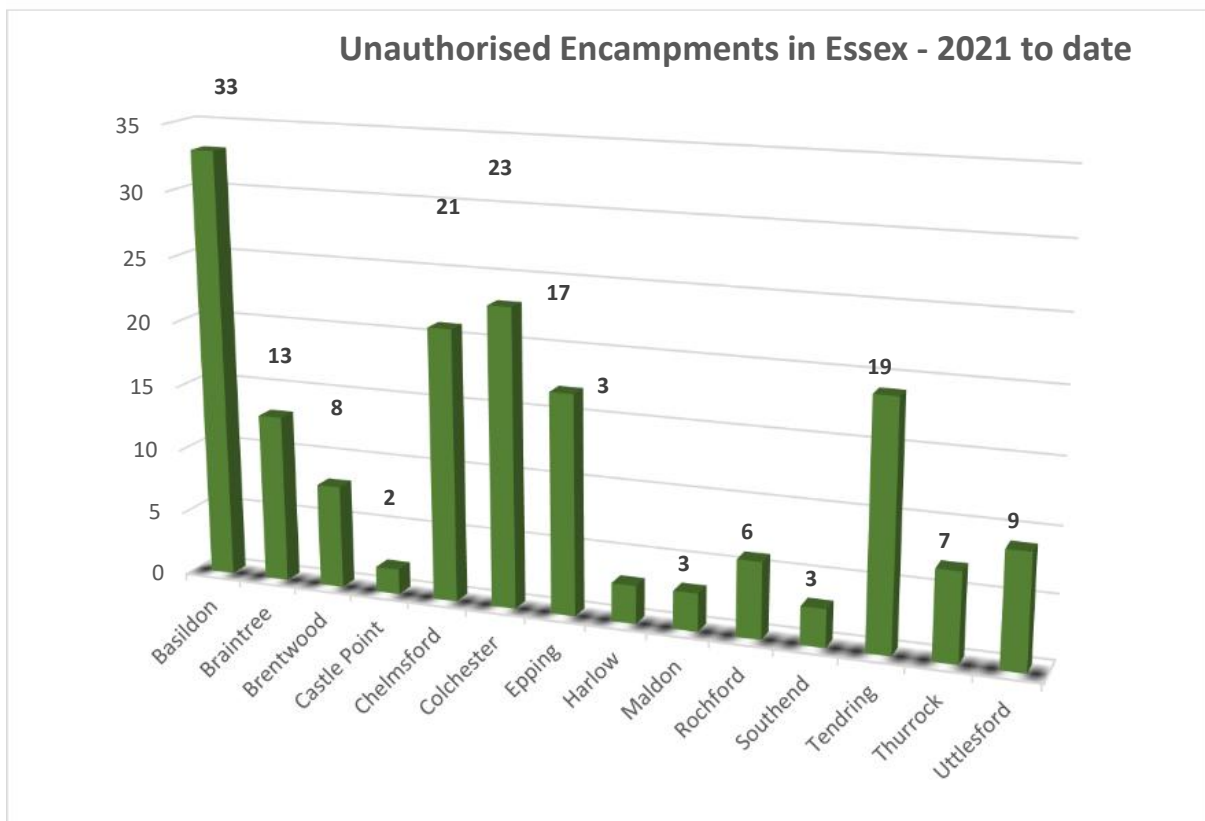
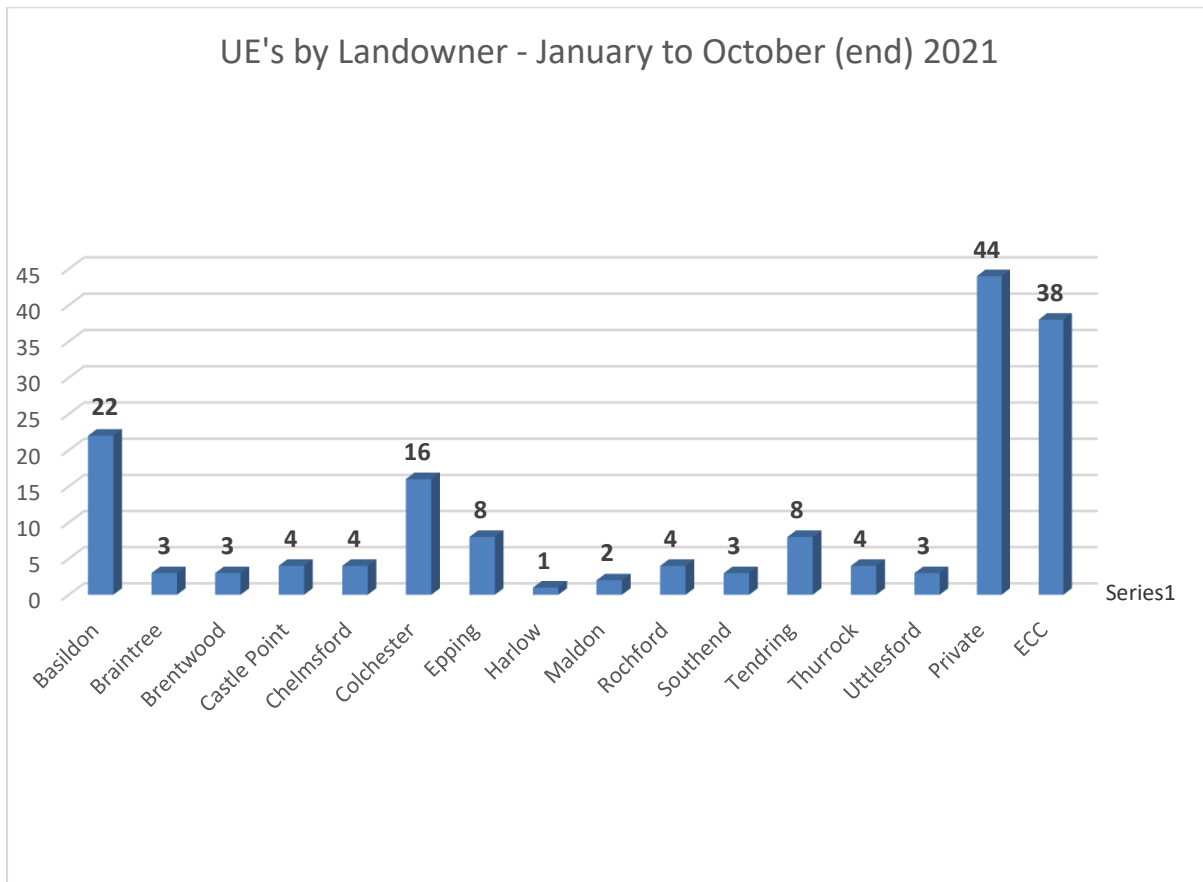


Figure 4. Breakdown of UE's by Landowner - January to October (end) 2021



Other UE related topics.

Injunction update.

- 1) **Thurrock** – High Court ‘full injunction’ hearing on Monday 25th October 2021?
(Previously operating on ‘interim injunction’ active since 4th September 2019.)
- 2) Live:
Epping - ‘interim injunction’ active since 23rd April 2021 (Carparks only).
- 3) Expired for historic reference:
 - a. **Basildon** – ‘interim injunction’ no longer enforced as of 18th November 2020.
 - b. **Harlow** - injunction expired at on 14th July 2020 (originally granted on 14th June 2017).



4) **Government Policy update: Regarding Police new powers to evict travellers.**

- The police have addressed this earlier.

Not much documentation around, the only reference I have is the below. Not much new on the Government website.

<C:\Users\alec.baker\OneDrive - Essex County Council\Desktop\Telegraph Newspaper Police handed new powers to evict Travellers 20 October 2021.docx>

5) General UE footnotes:

- a. ECTU have noticed an increase of Non UE Encampments this last period. Mainly Unauthorised Developments (planning issues).

Are the partners experiencing any cross over reporting locally?

- b. ECTU Officers have noticed a slight trend in travellers switching from Caravans to Motor-Homes. Obviously, we will keep an eye to see if this continues but practically on engagement has made it more difficult to distinguish on approach and especially reporting for MOPs. This also may be because a frustration as they can move more easily and in shorter time periods (meaning a potential for several micro encampments in a short space of time), I think Tendring this year suffered from this example in the summer.
- c. Non Gypsy/Traveller are slightly on the increase, mainly homeless. No foreign travellers this last few year (probably of covid reasons).
- d. Covid19 – Encampments seems to be practicing as pre-pandemic but some groups have seemingly used Covid to try and gain extra stay time on their existing encampments. I think only one judge did grant a few extra days while the group completed their self-isolation period (this was evidenced in court). This probably will not be an issue come next meeting.
- e. Bill/Adam (enforcement) wanted to pass their thanks to all SPOC for all their engagement/liaisons this year.

Past Documents:

- 1) Government to give police powers to tackle unauthorised encampments –
From: Home Office and The Rt Hon Priti Patel MP
Published: 8 March 2021

<https://www.gov.uk/government/news/government-to-give-police-powers-to-tackle-unauthorised-encampments>

- 2) New ruling puts an end to wide anti-Traveller injunctions use of “persons unknown”.

From 12th May, 2021 – application cannot name “persons unknown”.



FRIENDS, FAMILIES
AND TRAVELLERS (FF)

Full Injunction: [London Borough of Barking and Dagenham & Ors v Persons Unknown & Ors \[2021\] EWHC 1201 \(QB\) \(12 May 2021\) \(bailii.org\)](#)

Unauthorised Encampments – Performance June 2021 to October 2021 (End) for Partner Land (including ECC land/assets)						
Objective	sub	Measure	Target	Timescale	Outcome	Comments
UE visited within 1 working day		%	97%	Nov 20 to May 21	100.00%	
Encampments resolved through	Negotiated/Other	%	40%		46.99%	Last Quarter figure: 42.50%
	Courts	%	60%		52.38%	Sum = 22/42x100 Last Quarter figure: 46.43%
Totals	Legal Power used:		Data Only			Last Quarter figures:
	Section 77/8	42			56	
	Part 55	0			0	
	Section 61	2			4	
	Negotiated ‘no’ S77/78	12			51	
	Other (Private/Non-Part)	27			9	

s77's complete within 10 working days		%	100%		100.00%	Last Quarter figures: 98.21%
s77's complete within 7 working days		%	90%		90.48%	Last Quarter figures: 80.36% Slight delay issues with Magistrate Court– owing to virtual court hearings and admin returns (DLT, Summons/Court Orders). Court experiences staffing supplier!! Not currently impacting on the 10 days completion target.
% of encampments where ECTU are involved		%	NA		63.86%	Sum = 53/83x100 (of all UEs recorded). NB. ECTU were involved in 94.64% of all UEs on Paying Partner and ECC land/assets.
Number of encampments	Partner (Including ECC)	56	NA			Partner UE = 40 ECC UE = 16
	Non-partner (Figure)	4	NA			
	Private (Figure)	23	NA			